



January 29, 2018

City of Mesa  
Community Development  
20 West Main Street  
Mesa, AZ 85216

## PROJECT DESCRIPTION / NARRATIVE

### Orbital ATK Gun Systems Company LLC project objectives include:

- Provide new employee parking lot at NEC of property directly off of N. Reseda with approximately 62 new parking spaces
- Site improvements include new 36,075 SF concrete Tilt Production/Warehouse building, replacement of existing chain link fencing with metal picket fencing as required by city of Mesa, new 8'-0" H. CMU wall along north property immediately north of new proposed production building, & new 8'-0" H. CMU wall along east property line
- A new canopy spanning between existing Assembly/Management Building and new Production/Warehouse building

### Site Design Concepts:

- Existing access to the site is from existing curb cut at end of N. Reseda Circle. This is a secure site, with no onsite vehicle parking allowed by employees or visitors. All employee and visitor parking currently occurs along the west property line outside the existing security fence. Visitors are required to check in at existing guard shack located at NWC of existing Assembly/Management Building.
- New proposed Production Warehouse building will be set back approximately 130'-0" +/- from north property line. An 8'-0" CMU screen wall is proposed along the north property line for screening of activities at grade level loading dock doors
- New proposed building will have a single slope roof, sloping from north to south. Roof storm water will be conveyed via scuppers and downspouts which will daylight at grade and surface flow to retention basin located south of proposed building. Majority of storm water from employee parking lot will generally flow from west to east via valley gutters, concrete roadway scupper at existing drive, into catch basin and underground storm drain lines which will convey water to bubbler catch basin along east driveway. Storm water will daylight at this catch basin and sheet flow into 1'-0" deep retention basin.
- Street visibility of new building will be minimal due to existing buildings and CMU screen wall along north property line
- A new driveway curb cut is proposed for access by truck traffic only. Location for new driveway is proposed east of existing driveway.
- New landscape islands will be added to existing employee parking lot along west property line as required by City of Mesa to comply with current zoning requirements.
- Internal landscape at the building will be limited to 5'-0" foundation base landscape at east, south, and partial west side of new building, along with some landscape along east property line
- Project will be phased into (2) phases, Phase I will be new employee parking lot, Phase II will be New Production Building and balance of site improvements



### **Parking:**

Current parking calculations indicate a total of 121 parking spaces required. 115 parking spaces have been provided which include 62 new parking spaces. 5 existing parking spaces were lost in order to provide required parking lot landscaping at existing parking area along west property line. Orbital ATK has stated current employee count is 45 full time employees. With the addition of the new building, an additional 20 employees are anticipated. An additional 10 employees are anticipated with future expansion to the south of proposed building. This would bring total employee count up to 75 full time employees. The proposed 115 spaces would be more than adequate to accommodate all full time employees now and into the future. Section 11-32-6 allows for reduced parking through approval of Special Use Permit. We respectfully request a parking reduction of 6 spaces.

### **General Operations:**

The new building at the OATK production facility located at 3309 N. Reseda Cr will have multiple uses. The majority of the floor space (North side) will be used for warehousing inventory. As part of the warehouse operation, there will be a shipping and a receiving area just inside the docks on the North wall. This portion of the building will also house the quality function of receiving inspection which includes a team of inspectors and various types of measurement equipment. The building will also house personnel related to management of materials. This includes cubicles and office space for Inventory Control Clerks and Production Planners. There will also be a small office area for Transportation Specialists.

The south end of the building will be utilized for various production processes. It will include a remanufacturing line with specialized equipment such as paint booths and ovens. A portion of the floor space will house machine tools (lathes, mills, etc...) to fabricate tooling, prototypes, and to do repair work on parts. The Southeast corner will have a separate area for warranty repairs and processing. A portion of the new production space will remain open for the near term to allow for additional assembly space tied to potential future growth of the business.

Respectfully submitted,

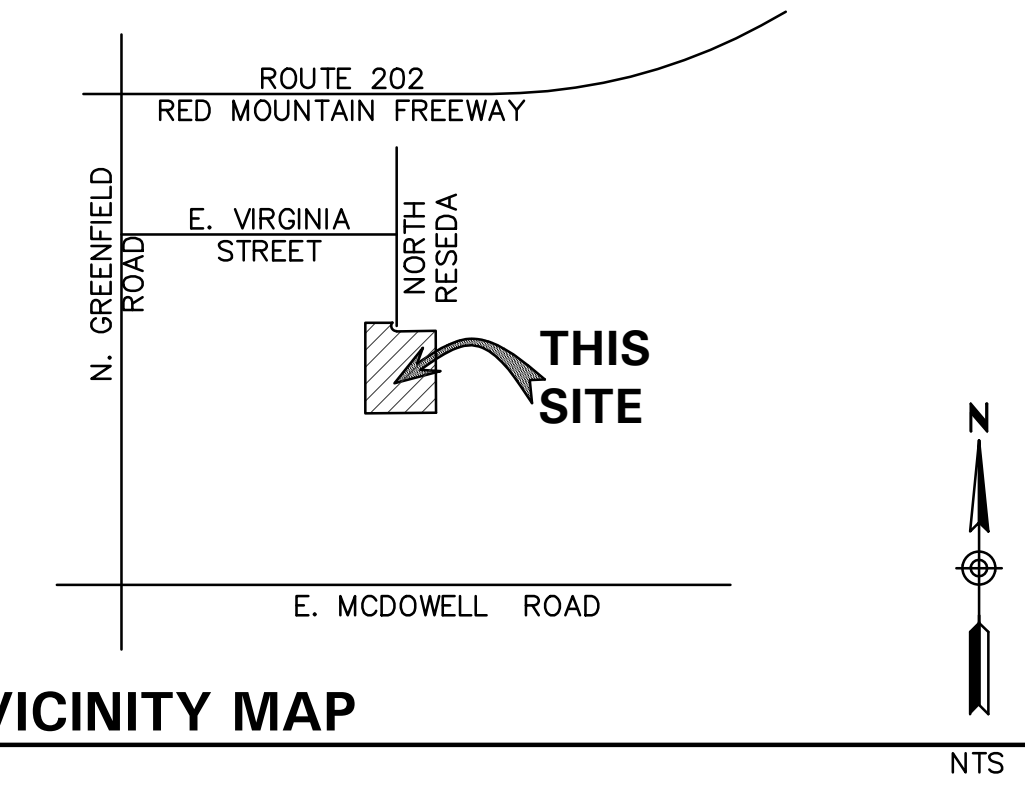
Leo Marin, Sr. Project Manager  
Deutsch Architecture Group



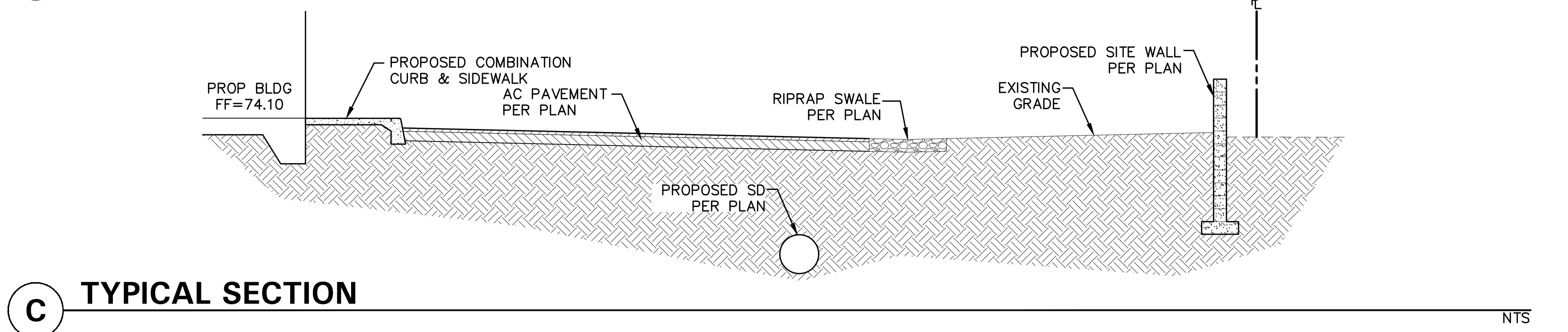
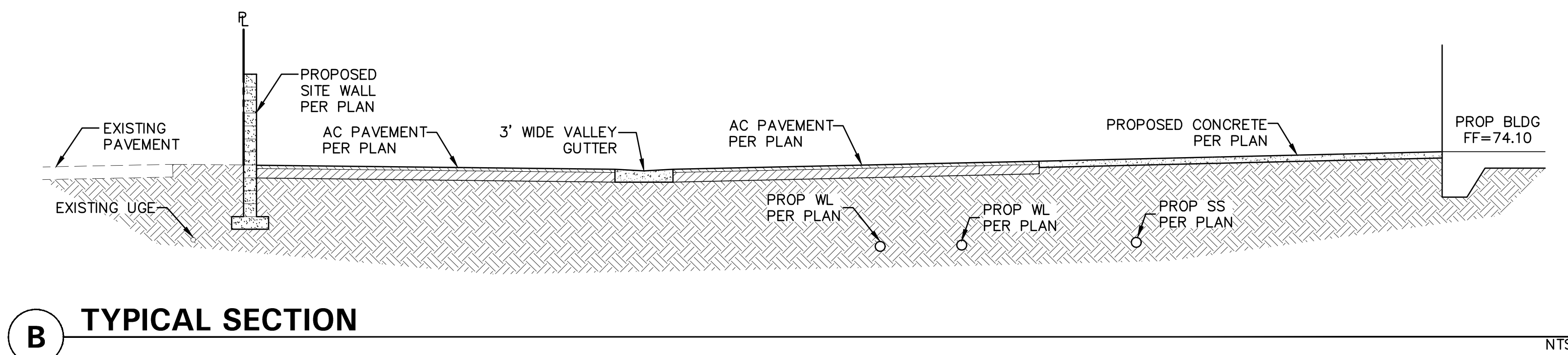
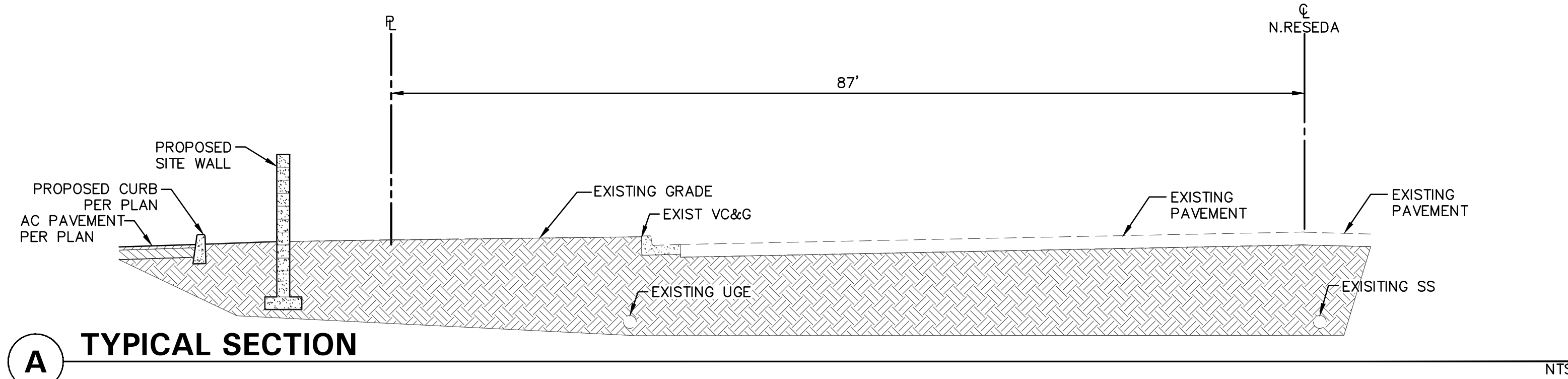
# CONCEPTUAL GRADING AND DRAINAGE PLAN ORBITAL ATK MUNITIONS WAREHOUSE

3309 N. RESEDA  
MESA, ARIZONA 85215

A PORTION OF LAND LOCATED WITHIN THE NORTHWEST QUARTER OF SECTION 34, TOWNSHIP 2 NORTH,  
RANGE 6 EAST, OF THE GILA AND SALT RIVER BASE AND MERIDIAN, MARICOPA COUNTY, ARIZONA.



SHEET INDEX	SHEET
CONCEPTUAL COVER SHEET & SECTIONS	.C1
CONCEPTUAL GRADING AND DRAINAGE	.C2
CONCEPTUAL UTILITY PLAN	.C3



### EXISTING LEGEND

CENTERLINE	---
RIGHT OF WAY	----
PROPERTY LINE	----
EASEMENT	----
MAJOR CONTOUR	---1175---
MINOR CONTOUR	---1170---
STORM PIPE	---SD---
WATERLINE	---W---
SANITARY SEWERLINE	---SS---
ELECTRICAL RISER	⊠
WATER METER	⊠
WATER VALVE	⊗
FIRE HYDRANT	⊕
STREET LIGHT	⊙
STORM DRAIN MANHOLE	⊙
SANITARY SEWER MANHOLE	⊙
SPOT GRADE	⊙
CONCRETE	▭

### PROPOSED LEGEND

GRADE BREAK	⬢
CONTOUR	---
PROPOSED WATER LINE	---
PROPOSED FIRE LINE	---
PROPOSED SEWER LINE	---
STORM LINE	---
CATCH BASIN	⊠
SPOT ELEVATION	90.00P
FLOW ARROW	➔
PROPERTY LINE	---
EASEMENT LINE	---
PROPOSED SECTION CALLOUT	⊙
LIGHT POLE	⊙

### RETENTION CALCULATIONS (DISTURBED AREA)

DRAINAGE AREA: 5.0 AC  
**RETENTION REQUIRED (100YR-2HR EVENT):**  
**TOTAL REQUIRED = 37,934 CU.FT.**  
 $VR = (C) \cdot (P/12) \cdot (A) \cdot (43,560)$   
 $VR = (0.90) \cdot (2.2/12) \cdot (5.0) \cdot (43,560) = 37,934 \text{ CU.FT.}$   
**RETENTION PROVIDED:**  
 TEMP BASIN 1 ..... 37,942 CU.FT.  
 TOTAL PROVIDED ..... 37,942 CU.FT.  
 TOTAL REQUIRED ..... 37,934 CU.FT.  
 TOTAL EXCESS ..... 8 CU.FT.

### OWNER

ATK GUN SYSTEMS COMPANY, LLC  
 5050 LINCOLN DRIVE  
 EDINA, MONTANA 55436

### ARCHITECT

DEUTSCH ARCHITECTURE GROUP  
 4600 E. INDIAN SCHOOL ROAD  
 PHOENIX, ARIZONA 85018  
 PHONE: (602) 840-2929  
 FAX: (602) 840-6646  
 CONTACT: LEO MARIN

### CIVIL ENGINEER

HUNTER ENGINEERING, INC.  
 10450 N. 74TH STREET, SUITE #200  
 SCOTTSDALE, ARIZONA 85258  
 PHONE: (480) 991-3985  
 EMAIL: rshulte@hunterengineeringpc.com  
 CONTACT: RUSSELL SCHULTE

### BASIS OF BEARING

BASIS OF BEARING FOR THIS SURVEY IS A BEARING OF NORTH 00°02'30" WEST, ALONG THE WEST LINE OF THE NORTHWEST QUARTER OF SECTION 34, TOWNSHIP 2 NORTH, RANGE 6 EAST OF THE GILA AND SALT RIVER BASE AND MERIDIAN, MARICOPA COUNTY, ARIZONA, ACCORDING TO THE PLAT OF FALCON INDUSTRIAL PARK UNIT I & II, RECORDED IN BOOK 233 OF MAPS, PAGE 12, MARICOPA COUNTY RECORDS, ARIZONA.


### BENCHMARK

BRASS TAG AT THE TOP OF CURB LOCATED ON THE SOUTHWEST CORNER OF GREENFIELD ROAD AND MCDOWELL ROAD. CITY OF MESA DATUM. ELEVATION=1365.04

NO.	DATE	REVISION	BY

DESIGN BY: LMT  
 DRAWN BY: MM  
 CHECKED BY: LMT

HUNTER ENGINEERING  
 CIVIL AND SURVEY  
 10450 NORTH 74TH STREET, SUITE 200  
 SCOTTSDALE, ARIZONA 85258  
 T 480 991 3985  
 F 480 991 3986



CONCEPTUAL COVER SHEET  
 FOR  
 ORBITAL ATK MUNITIONS WAREHOUSE  
 3309 N. RESEDA  
 MESA, ARIZONA 85215

CONTACT ARIZONA BIT AT LEAST 2 FULL WORKING DAYS BEFORE YOU BEGIN EXCAVATION  
**AR ZON811**  
 CALL 811 OR CLICK ARIZONABIT.COM

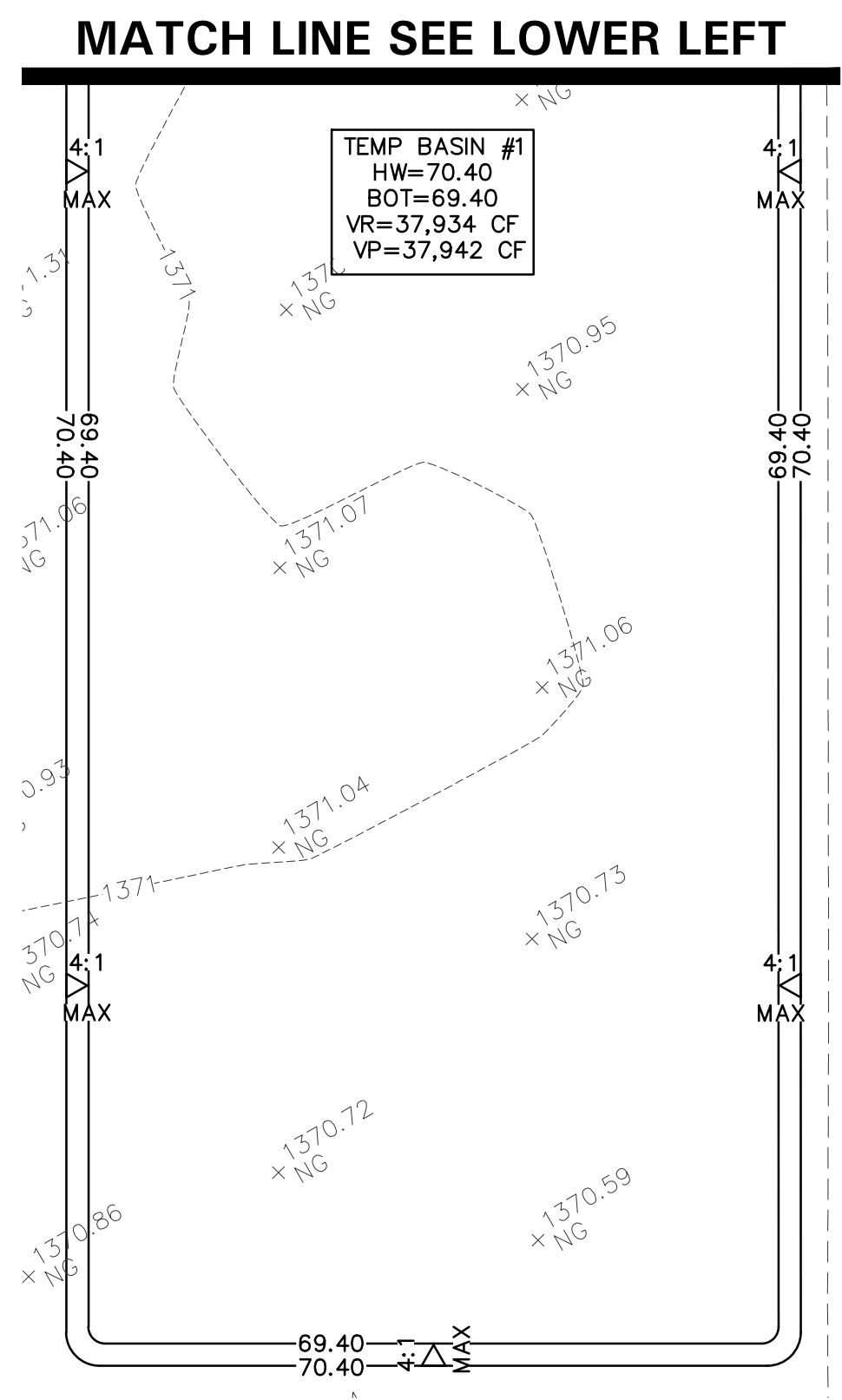
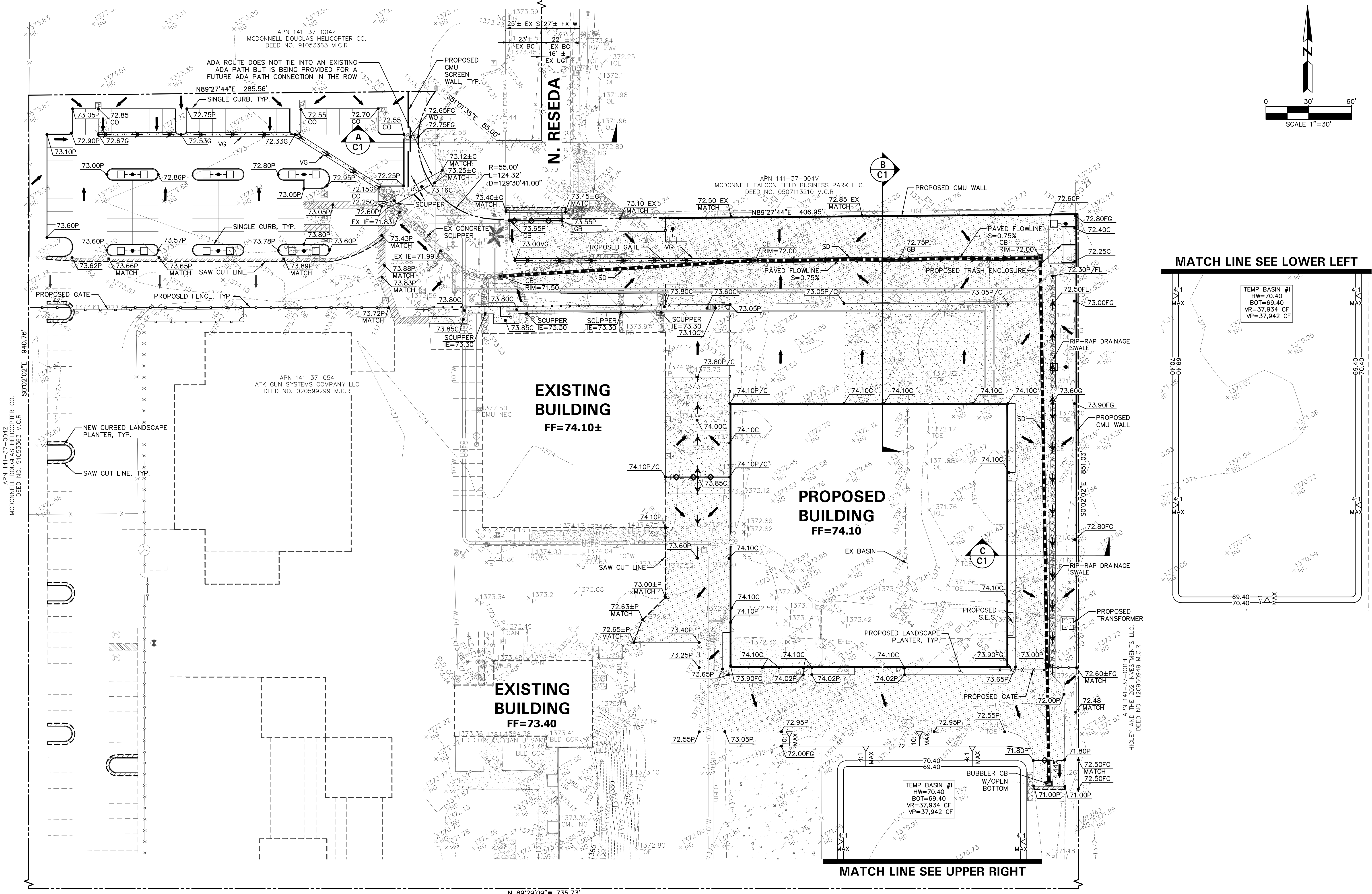
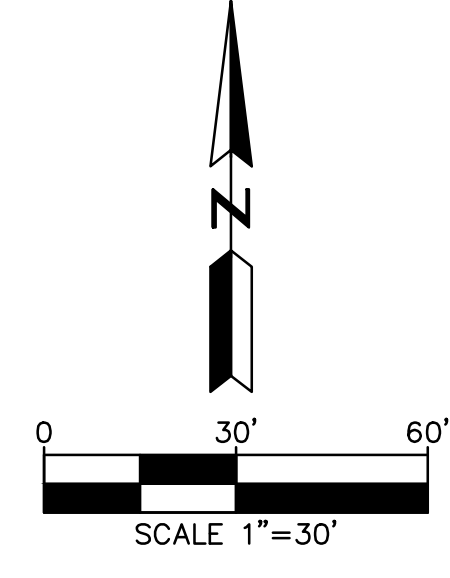
THESE PLANS ARE NOT APPROVED FOR CONSTRUCTION WITHOUT AN APPROVED SIGNATURE FROM THE GOVERNING MUNICIPALITY.

PROJECT NAME:  
 ORBITAL ATK MUNITIONS WAREHOUSE

HE NO.: DEUT036  
 SCALE: 1"=30'

SHEET:  
**C1**

**E. VIRGINIA STREET**



APN 141-37-004Z  
MCDONNELL FALCON FIELD BUSINESS PARK LLC  
DEED NO. 0507113210 M.C.R.

APN 141-37-004Z  
MCDONNELL DOUGLAS HELICOPTER CO.  
DEED NO. 91053363 M.C.R.

APN 141-37-054  
ATK GUN SYSTEMS COMPANY LLC  
DEED NO. 020599299 M.C.R.

**EXISTING BUILDING**  
FF=73.40

**EXISTING BUILDING**  
FF=74.10±

**PROPOSED BUILDING**  
FF=74.10

TEMP BASIN #1  
HW=70.40  
BOT=69.40  
VR=37,934 CF  
VP=37,942 CF

MATCH LINE SEE UPPER RIGHT

NO.	DATE	REVISION	BY

DESIGN BY: LMT  
DRAWN BY: MM  
CHECKED BY: LMT

**HUNTER**  
ENGINEERING  
10450 NORTH 74TH STREET,  
SUITE 200  
SCOTTSDALE, AZ 85258  
F 480 981 3986



**CONCEPTUAL GRADING AND DRAINAGE PLAN  
FOR  
ORBITAL ATK MUNITIONS WAREHOUSE  
3309 N. RESEDA  
MESA, ARIZONA 85215**

CONTACT ARIZONA AT LEAST 2 FULL  
WORKING DAYS BEFORE YOU BEGIN EXCAVATION  
**AR ZONA811**  
CALL 811 OR CLICK ARIZONA811.COM

THESE PLANS ARE  
NOT APPROVED FOR  
CONSTRUCTION  
WITHOUT AN  
APPROVED SIGNATURE  
FROM THE GOVERNING  
MUNICIPALITY.

PROJECT NAME:  
ORBITAL ATK  
MUNITIONS  
WAREHOUSE

HE NO.: DEUT036  
SCALE: 1"=30'

SHEET:  
**C2**

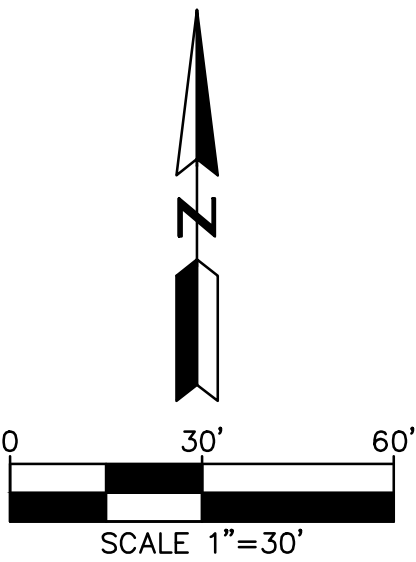
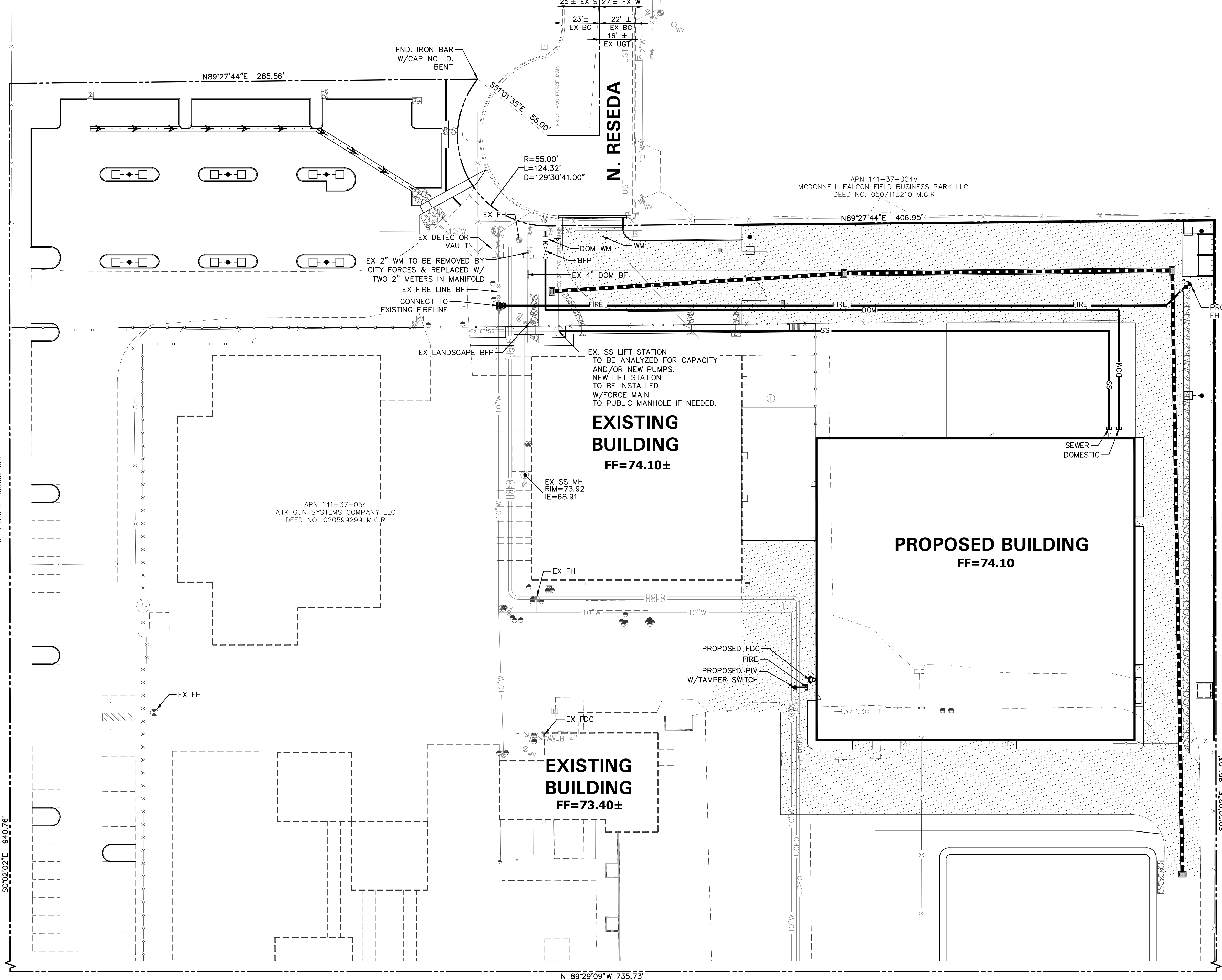


**E. VIRGINIA STREET**

APN 141-37-004Z  
MCDONNELL DOUGLAS HELICOPTER CO.  
DEED NO. 91053363 M.C.R

EX SS MH  
RIM=75.70  
IE=67.40 (W)  
IE=67.49 (NE)  
IE=67.43 (S)

EX SS MH  
RIM=73.88  
IE=68.92 (N,S)  
IE=77.78 (S,S)



NO.	DATE	REVISION	BY

DESIGN BY: LMT  
DRAWN BY: MM  
CHECKED BY: LMT

**HUNTER**  
ENGINEERING  
CIVIL AND SURVEY  
10450 NORTH 74TH STREET,  
SUITE 200  
SCOTTSDALE, AZ 85258  
F 480 991 3986



**CONCEPTUAL UTILITY PLAN  
FOR  
ORBITAL ATK MUNITIONS WAREHOUSE  
3309 N. RESEDA  
MESA, ARIZONA 85215**

CONTACT ARIZONA AT LEAST 2 FULL WORKING DAYS BEFORE YOU BEGIN EXCAVATION  
**AR ZONA811**  
CALL 811 OR CLICK ARIZONA811.COM

THESE PLANS ARE NOT APPROVED FOR CONSTRUCTION WITHOUT AN APPROVED SIGNATURE FROM THE GOVERNING MUNICIPALITY.

PROJECT NAME:  
ORBITAL ATK MUNITIONS WAREHOUSE

HE NO.: DEUT036  
SCALE: 1"=30'

SHEET:  
**C3**

Revisions  
1ST DR. SUBMITTAL 01/29/18

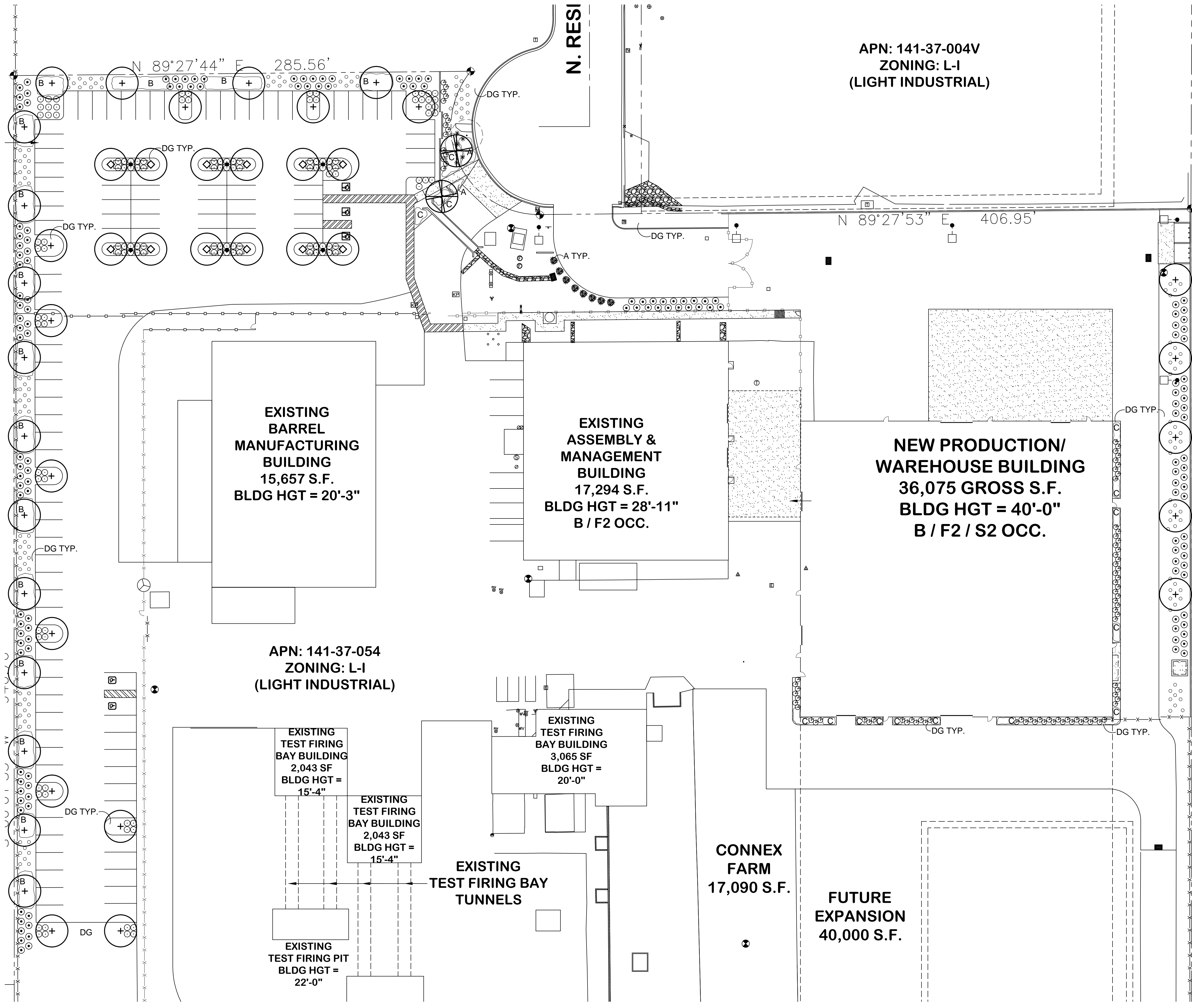

PROJECT NO: 17188.01  
DRAWN BY:  
CHK'D BY:  
COPYRIGHT 2018: DEUTSCH ARCHITECTURE GROUP

**PLANTING PLAN**  
01.29.18

**L-100**

**CONCEPTUAL PLANT PALETTE**

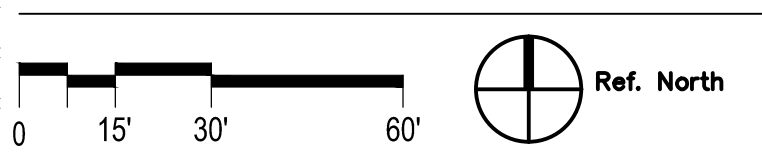
TREES	SIZE/ COMMENTS/ QTY
EXISTING TREE TO BE REMOVED	1 QTY
AZT HYBRID PALO BREA CERCIDIUM PRAECOX 'AZT #5'	48" BOX / 2 QTY LOW BREAKING
WARREN JONES DESERT WILLOW CHILOPSIS LINEARIS 'WARREN JONES'	36" BOX / 12 QTY LOW BREAKING
AZT HYBRID PODLESS MESQUITE PROSOPIS 'AZT PODLESS MESQUITE'	24" BOX / 31 QTY LOW BREAKING
<b>SHRUBS</b>	
* SMOOTH AGAVE AGAVE DESMETTIANA	5 GAL, 29 QTY
BAJA RUELLIA RUELLIA PENINSULARIS	5 GAL, 129 QTY
CIMMARON SAGE LEUCOPHYLLUM CANDIDUM	5 GAL, 90 QTY
JOJOBA SIMMONDSIA CHINENSIS	5 GAL, 150 QTY
<b>GROUNDCOVERS</b>	
TURPENTINE BUSH ERICAMERIA 'DESERT MOUNTAIN'	1 GAL, 138 QTY
A TRAILING YELLOW LANTANA LANTANA MONTEVIDENSIS 'NEW GOLD'	1 GAL @ 3' O.C., 44 QTY
B CHUPAROSA JUSTICIA CALIFORNICA	1 GAL @ 4' O.C., 240 QTY
C TRAILING ROSEMARY ROSMARINUS 'HUNTINGTON CARPET'	1 GAL @ 3' O.C., 101 QTY
<b>48" ROUND CONCRETE PLANTER</b>	
48" D X 30" H - 8 QTY WITH 3 QTY. AGAVE DESMETTIANA AND LANTANA MONTEVIDENSIS 'NEW GOLD' EACH.	
<b>INERT MATERIALS</b>	
DG DECOMPOSED GRANITE SIZE AND COLOR TO MATCH EXISTING	2" DEPTH, TYP.



APN: 141-37-004V  
ZONING: L-I  
(LIGHT INDUSTRIAL)

APN: 141-37-054  
ZONING: L-I  
(LIGHT INDUSTRIAL)

CONCEPTUAL PLANTING PLAN




SCALE: 1"=30'-0"

**G.K. FLANAGAN  
ASSOCIATES**  
4626 N. 44th Street  
PHOENIX, AZ 85018  
802.912.9699  
802.912.9693 fax





1 3-D PERSPECTIVE  
SCALE:



2 3-D PERSPECTIVE  
SCALE:

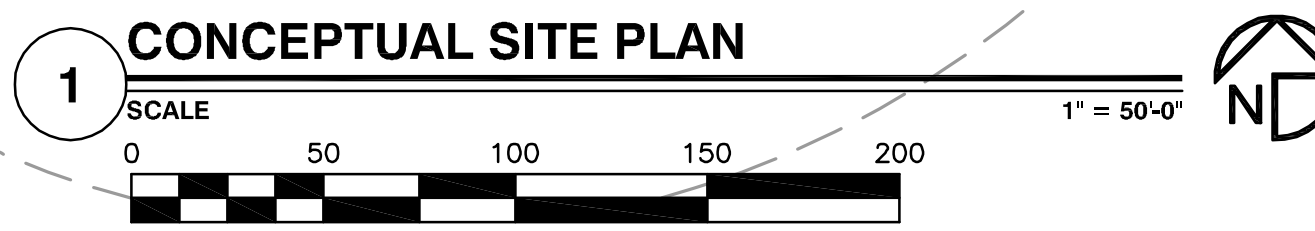
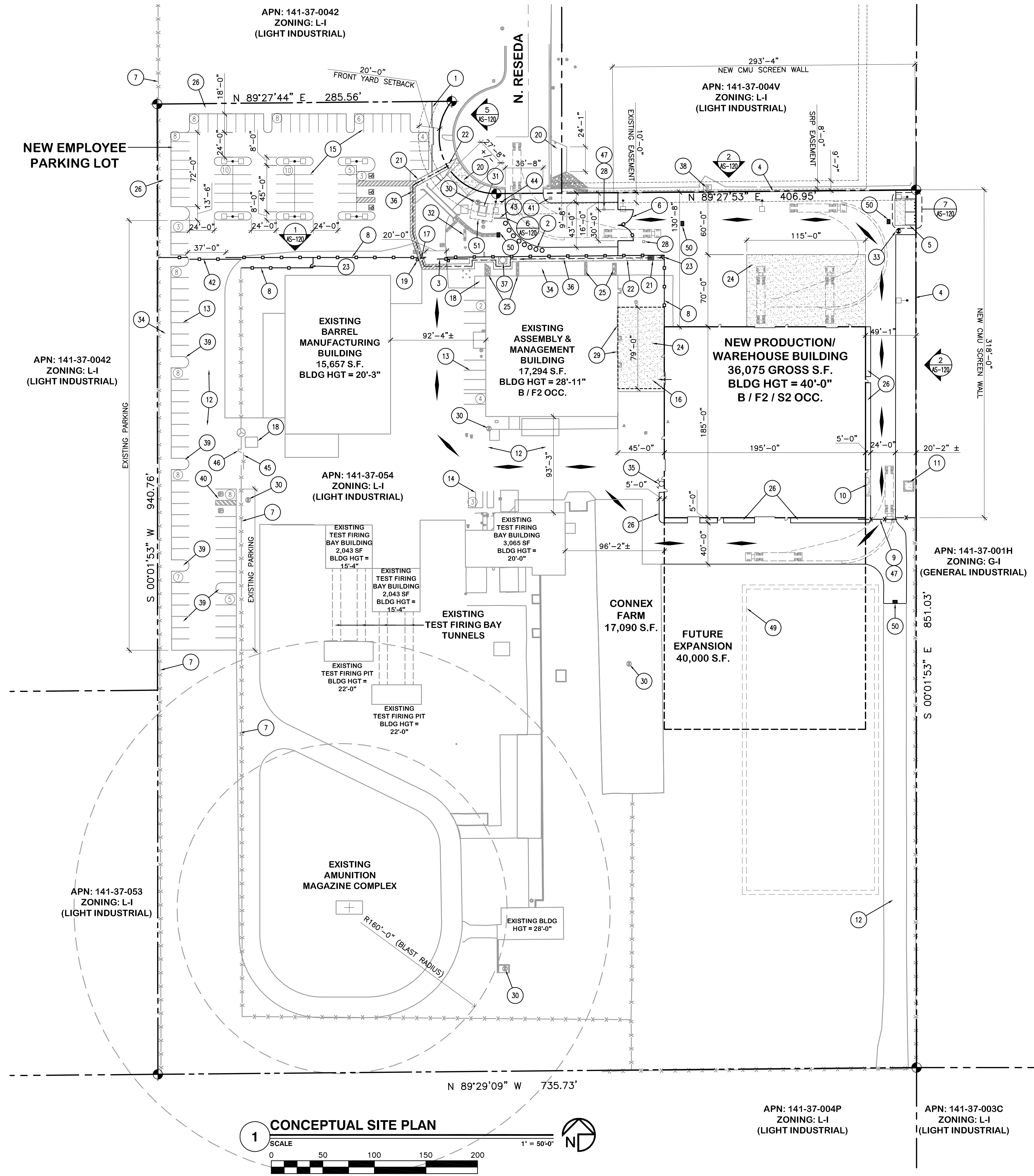
REVISIONS	
No.	DATE   DESCRIPTION

PROJECT 17188.01  
DATE 01/29/2018  
DRAWN JRN  
CHK'D LM  
COPYRIGHT 2018: DEUTSCH ARCHITECTURE GROUP









**PROJECT DATA**

**PROJECT:**  
ORBITAL ATK MUNITIONS BUILDING

**APN:**  
147-37-054

**PROJECT DESCRIPTION:**  
36,075 SF PRODUCTION/WAREHOUSE BUILDING

**PROJECT ADDRESS:**  
3309 N. RESEDA  
MESA, AZ 85215

**GOVERNING MUNICIPALITY:**  
CITY OF MESA

**CURRENT ZONING:**  
L-1 (LIGHT INDUSTRIAL)

**PROPOSED USE:**  
INDUSTRIAL WAREHOUSE AND MANUFACTURING BUILDING

**SITE AREA:**  
NET AREA = 650,200 SF (14.93 ACRES)

**LANDSCAPE AREA:**  
30,960 SF

**LANDSCAPE COVERAGE:**  
30,960 SF / 650,200 SF = 5%

**LOT COVERAGE:**  
97,153 SF / 650,200 SF = 15%

**BUILDING HEIGHT:**  
ALLOWED 40'-0"  
PROPOSED 40'-0"

**SETBACKS:**  
FRONT - 20'-0"  
SIDE - 0'-0"  
REAR - 0'-0"

**CONSTRUCTION TYPE:**  
TYPE II-B W/ FIRE SPRINKLERS

**OCCUPANCIES:**  
EXISTING ASSEMBLY & MANAGEMENT BLDG.  
B - OFFICE AREA  
F2 - FABRICATION

NEW PRODUCTION WAREHOUSE BLDG.  
B - OFFICE AREA  
F2 - FABRICATION  
S2 - WAREHOUSE

**PARKING CALCULATIONS:** PER (MESA) ZONING ORDINANCE  
\*\*PARKING CALCULATIONS BASED ON GROSS FLOOR AREA\*\*

USE	S.F.	FACTOR	SPACES
OFFICE	2,706 SF	1 / 375 SF	7
INDUSTRIAL	2,600 SF	1 / 600 SF	4
WAREHOUSE	30,769 SF	1 / 900 SF	34
<b>REQUIRED SPACES FOR NEW BUILDING</b>			<b>45</b>

EXISTING ASSEMBLY & MANAGEMENT BUILDING			
OFFICE	5,207 SF	1 / 375 SF	14
INDUSTRIAL	12,087 SF	1 / 600 SF	20
EXISTING BARREL MANUFACTURING BUILDING			
OFFICE	1,909 SF	1 / 375 SF	5
INDUSTRIAL	13,748 SF	1 / 600 SF	23
EXISTING FIRING BAYS			
INDUSTRIAL	7,736 SF	1 / 600 SF	13
EXISTING AMUNITION STORAGE BUILDING			
STORAGE	927 SF	1 / 900 SF	1
<b>REQUIRED SPACES FOR EXISTING BUILDINGS</b>			<b>76</b>

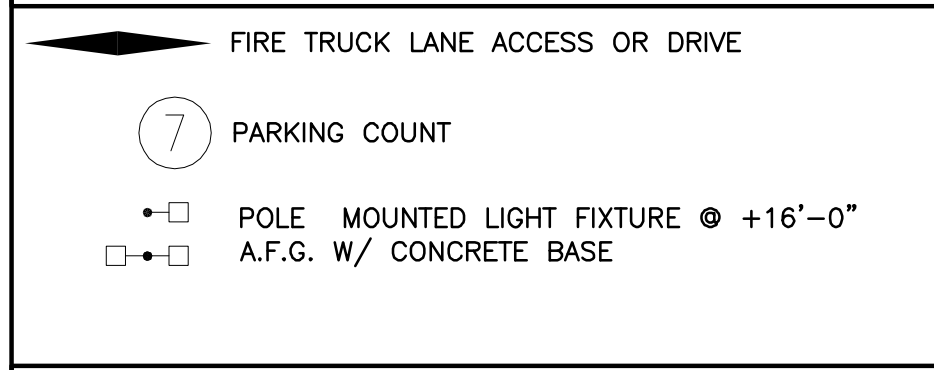
  

TOTAL SPACES REQUIRED FOR SITE	121
EXISTING STANDARD SPACES	51
EXISTING ACCESSIBLE SPACES	2
<b>TOTAL EXISTING SPACES</b>	<b>53</b>
NEW STANDARD PARKING SPACES:	59
NEW ACCESSIBLE PARKING SPACES:	2
NEW VAN ACCESSIBLE PARKING SPACES:	1
<b>TOTAL NEW SPACES PROVIDED</b>	<b>62</b>
<b>TOTAL SPACES PROVIDED FOR SITE</b>	<b>115</b>

**KEYNOTES**

- NEW 3'-4" HIGH CMU SCREEN WALL
- NEW CONC. PLANTERS
- MOTORIZED SLIDING GATE
- NEW 8'-0" HIGH CMU WALL
- NEW DOUBLE TRASH ENCLOSURE
- NEW MOTORIZED SWING GATE
- EXISTING CHAIN LINK FENCE
- NEW METAL PICKET FENCE
- NEW CHAINLINK FENCE W/ MANUAL SLIDING GATE
- NEW SES
- NEW TRANSFORMER AND CONC. PAD
- EXISTING ASPHALT DRIVE
- EXISTING PARKING STALLS
- FORKLIFT PARKING
- NEW ASPHALT PAVING PER CIVIL
- NEW CANOPY
- MOTORIZED MAN GATE
- EXISTING GUARD SHACK
- EXISTING GATE OPERATOR
- EXISTING DRIVEWAY
- ACCESSIBLE RAMPS
- NEW CONCRETE SIDEWALK
- NEW MAN GATE
- CONCRETE APRON
- EXISTING RIP-RAP AT EXISTING DOWNSPOUT LOCATIONS
- LANDSCAPE AREA
- PHONE PEDESTAL
- EXISTING OVERHEAD DOOR
- EXISTING FIRE HYDRANT
- EXISTING WATER METER
- EXISTING FIRE LINE BACKFLOW PREVENTER
- NEW FIRE HYDRANT
- EXISTING LANDSCAPE AREA
- NEW BUILDING MOUNTED FDC
- ACCESSIBLE ROUTE TO R.O.W.
- EXISTING LIFT STATION
- EXISTING TRANSFORMER
- NEW LANDSCAPE AREA
- EXISTING ACCESSIBLE PARKING SPACES
- EXISTING PHONE COMPANY TELEPHONE BOX
- NEW MANUAL SLIDING GATE
- NEW CMU MONUMENTAL SIGN
- POLE MOUNTED SIGN WHICH READS "PRIVATE ENTRY"
- EXISTING MOTORIZED SLIDING GATE
- EXISTING MAN GATE
- PROVIDE KNOX BOX PER CITY OF MESA FIRE DEPT. REQUIREM
- RETENTION BASIN - SEE CIVIL DWGS.
- CATCH BASIN - SEE CIVIL DWGS.
- EXISTING EASEMENT & WATER METER


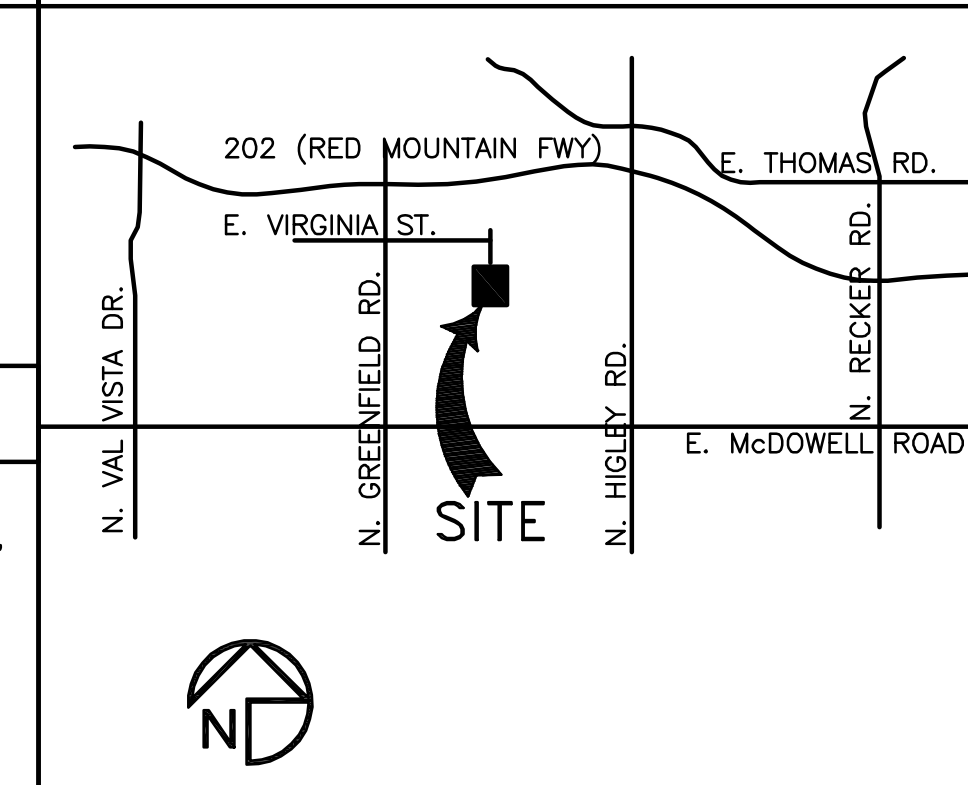
**LEGEND**



**LEGAL DESCRIPTION**

A PORTION OF LAND LOCATED WITHIN THE NORTHWEST QUARTER OF SECTION 34, TOWNSHIP 2 NORTH, RANGE 6 EAST, OF THE GILA AND SALT RIVER BASE AND MERIDIAN, MARICOPA COUNTY, ARIZONA

**VICINITY MAP**



EXPIRES ON 09/30/20  
**4600**  
EAST INDIAN SCHOOL RD  
PHOENIX, ARIZONA 85018  
602-840-2929 P  
602-840-6646 F

**ORBITAL ATK MUNITIONS WAREHOUSE**  
3309 N. RESEDA MESA, AZ 85215  
NOTICE OF EXTENDED OFFERING PERMITS, PERMITS, AND ESTIMATES ARE RECEIVED FROM THE CONTRACTOR APPROVE BILLINGS AND ESTIMATES WITHIN 30 DAYS AFTER THE BILLING AND ESTIMATES ARE RECEIVED FROM THE CONTRACTOR

**Revisions**

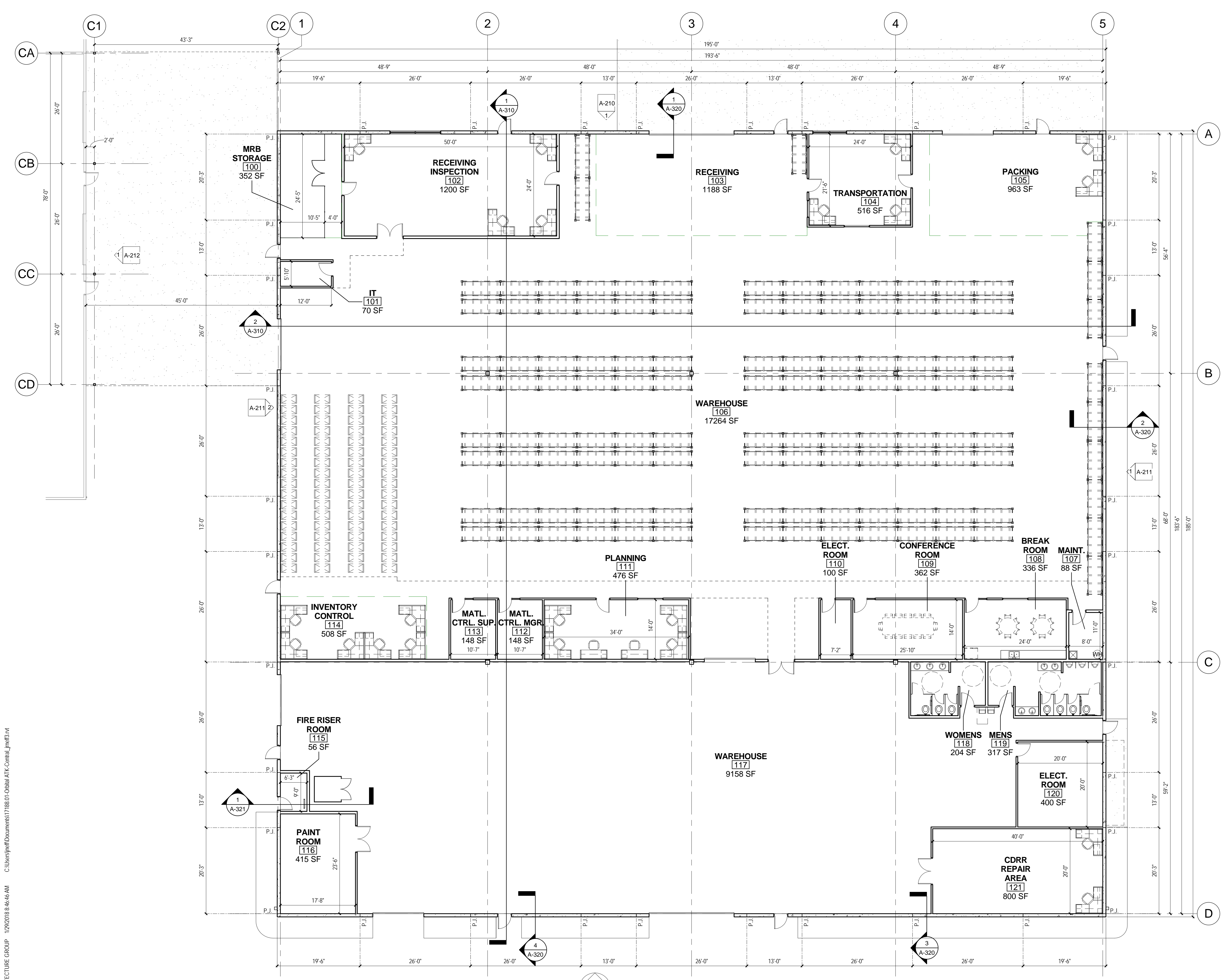
NO.	DESCRIPTION	DATE
1	1ST DR. SUBMITTAL	01/29/18

PROJECT NO: 17188.01  
DRAWN BY: L.M. J.N.  
CHK'D BY: D.C. / L.M.  
COPYRIGHT 2018: DEUTSCH ARCHITECTURE GROUP

**SITE PLAN**









1 OVERALL FLOOR PLAN  
 SCALE: 3/32" = 1'-0"  
 0' 8' 16' 32' 40'

KEYNOTES



11377  
 BERNARD  
 DEUTSCH  
 ARIZONA U.S.A.  
 Exp. 09/30/20

4600

EAST INDIAN SCHOOL RD  
 PHOENIX, ARIZONA 85018  
 602-840-2828 P  
 602-840-6646 F

**ORBITAL ATK**  
**MUNITIONS WAREHOUSE**  
 3309 N. RESEDA MESA, AZ. 85215  
 NOTICE OF EXTENDED CERTIFICATION AND APPROVAL PERIOD: PROVISION: THIS CONTRACT ALLOWS THE OWNER TO CERTIFY AND APPROVE BILLINGS AND ESTIMATES WITHIN 30 DAYS AFTER THE BILLINGS AND ESTIMATES ARE RECEIVED FROM THE CONTRACTOR.

REVISIONS

No.	DATE	DESCRIPTION
01/29/18	1ST DR SUBMITTAL	

PROJECT 17188.01  
 DATE 01/29/2018  
 DRAWN JRN  
 CHK'D LM  
 COPYRIGHT 2018: DEUTSCH ARCHITECTURE GROUP

FLOOR PLAN



11377  
BERNARD  
DEUTSCH  
01/29/18  
ARIZONA U.S.A.  
Exp. 09/30/20

**ORBITAL ATK**  
**MUNITIONS WAREHOUSE**  
3309 N. RESEDA MESA, AZ. 85215  
PHOENIX, ARIZONA 85018  
602-840-2828 P  
602-840-6646 F

REVISIONS

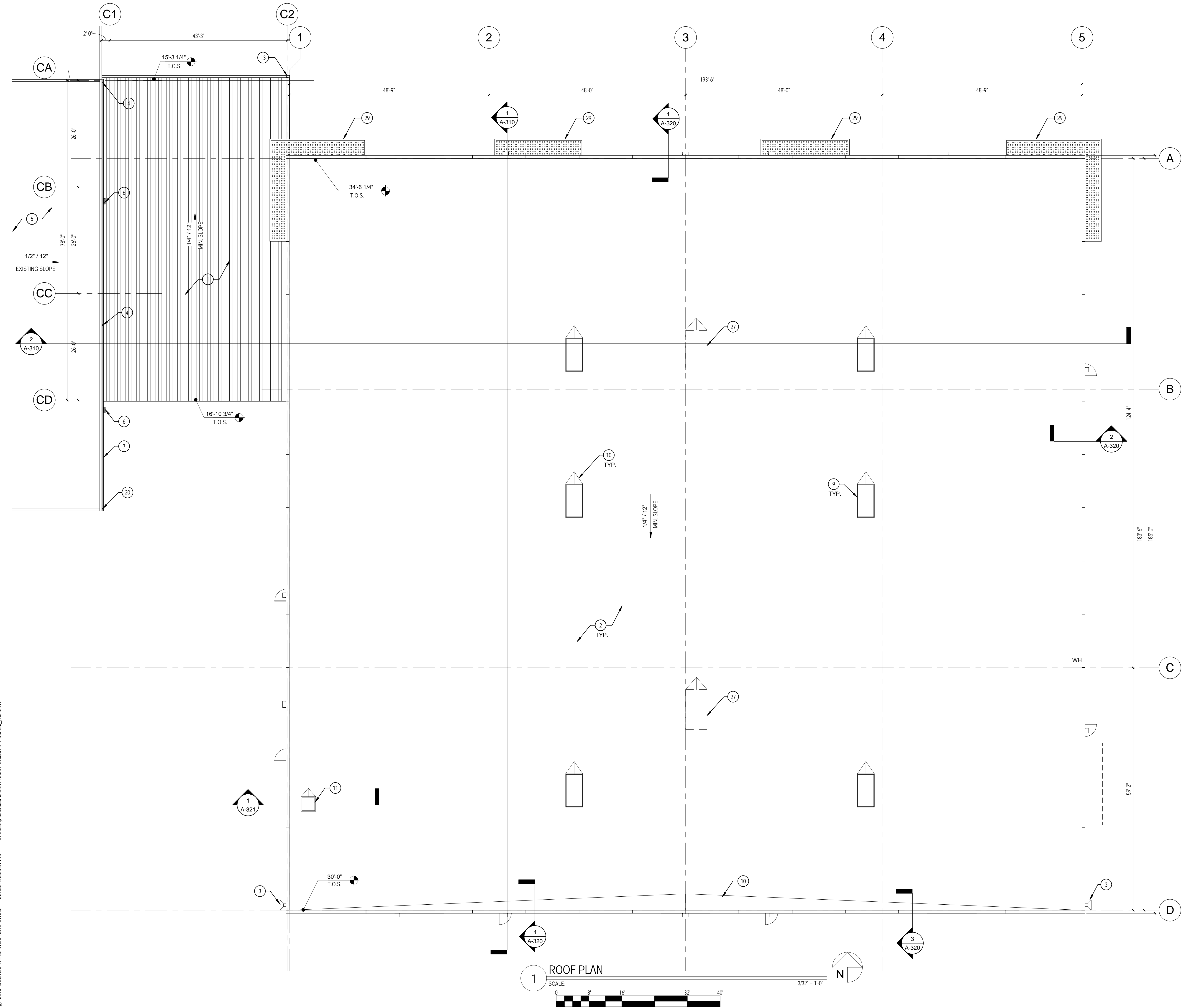
No.	DATE	DESCRIPTION
01	01/29/18	1ST DR SUBMITTAL

PROJECT	17188.01
DATE	01/29/2018
DRAWN	JRN
CHK'D	LM
COPYRIGHT 2018: DEUTSCH ARCHITECTURE GROUP	

**ROOF PLAN**

**KEYNOTES**

1	1 1/2" METAL DECK ROOF @ CANOPY
2	SINGLE PLY MEMBRANE ROOF OVER RIGID INSULATION OVER METAL DECK
3	SCUPPER AND DOWNSPOUT DAYLIGHTED @ GRADE
4	MODIFY EXISTING DOWNSPOUT TO DAYLIGHT @ NEW CANOPY ROOF
5	EXISTING METAL ROOF
6	EXISTING WALL MOUNTED LIGHT TO BE REMOVED
7	EXISTING CUTTER
9	4'-0" X 8'-0" SKYLIGHT
10	CRICKET W/ MIN. 1/4" / 1'-0" SLOPE
11	36" X 36" ROOF HATCH
13	DOWNSPOUT
20	EXISTING DOWNSPOUT DAYLIGHTED @ GRADE
27	MECHANICAL ROOFTOP EQUIPMENT
29	METAL CANOPY - PAINTED



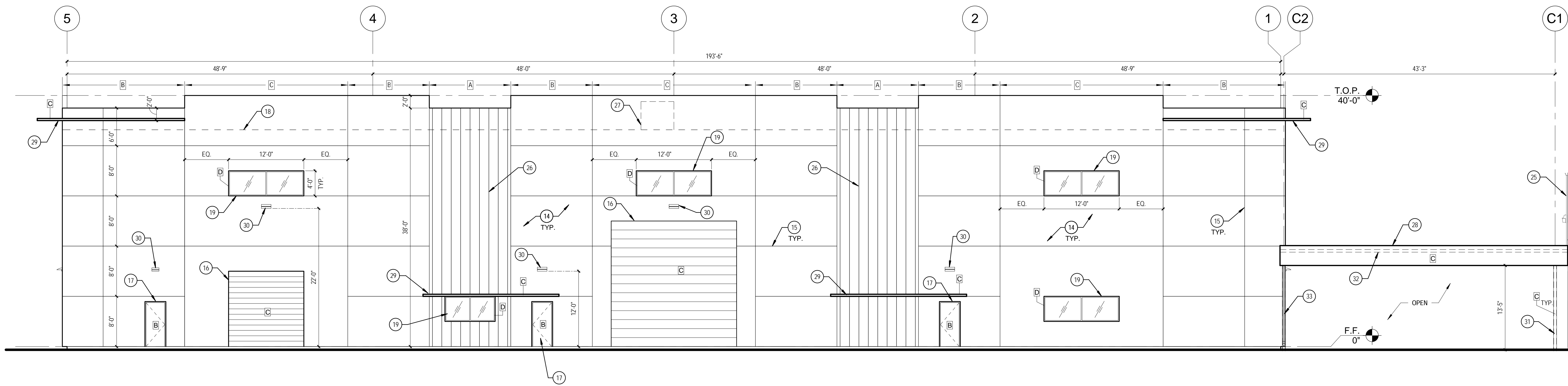
© 2018 DEUTSCH ARCHITECTURE GROUP 1/29/2018 2:08:31 PM C:\Users\jnd\Documents\17188.01-Orbital ATK-Central\_jnd\17188.01-Orbital ATK-Munitions Warehouse-01/29/2018.dwg



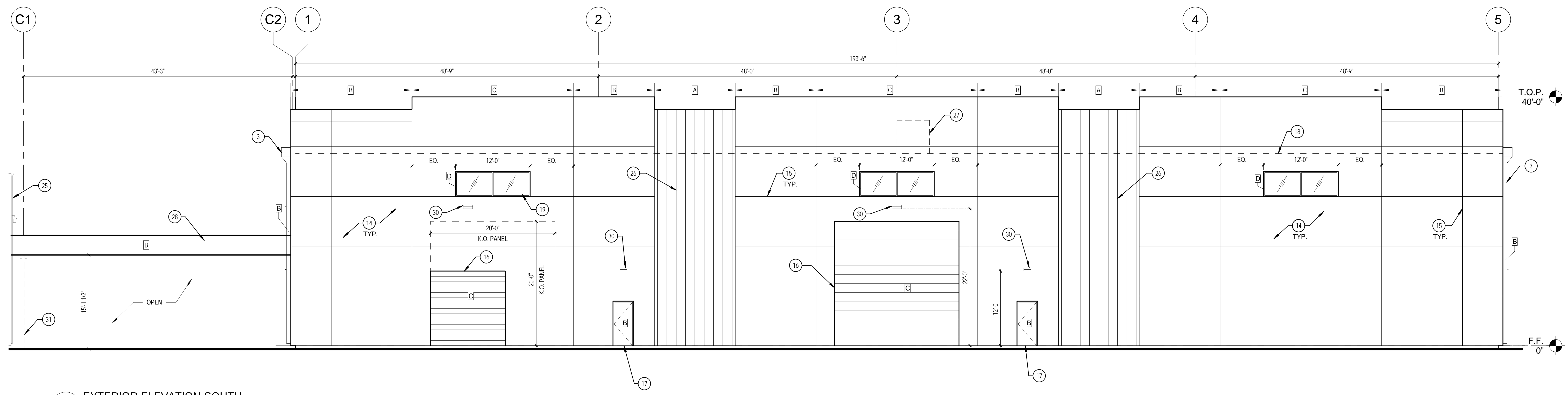
REVISIONS	
No.	DATE DESCRIPTION
01/29/18	1ST DR SUBMITTAL

PROJECT	17188.01
DATE	01/29/2018
DRAWN	JRN
CHK'D	LM
COPYRIGHT 2018: DEUTSCH ARCHITECTURE GROUP	

**EXTERIOR ELEVATIONS**



**1 EXTERIOR ELEVATION-NORTH**  
SCALE: 1/8" = 1'-0"  
0' 8' 16' 24' 32'



**2 EXTERIOR ELEVATION-SOUTH**  
SCALE: 1/8" = 1'-0"  
0' 8' 16' 24' 32'

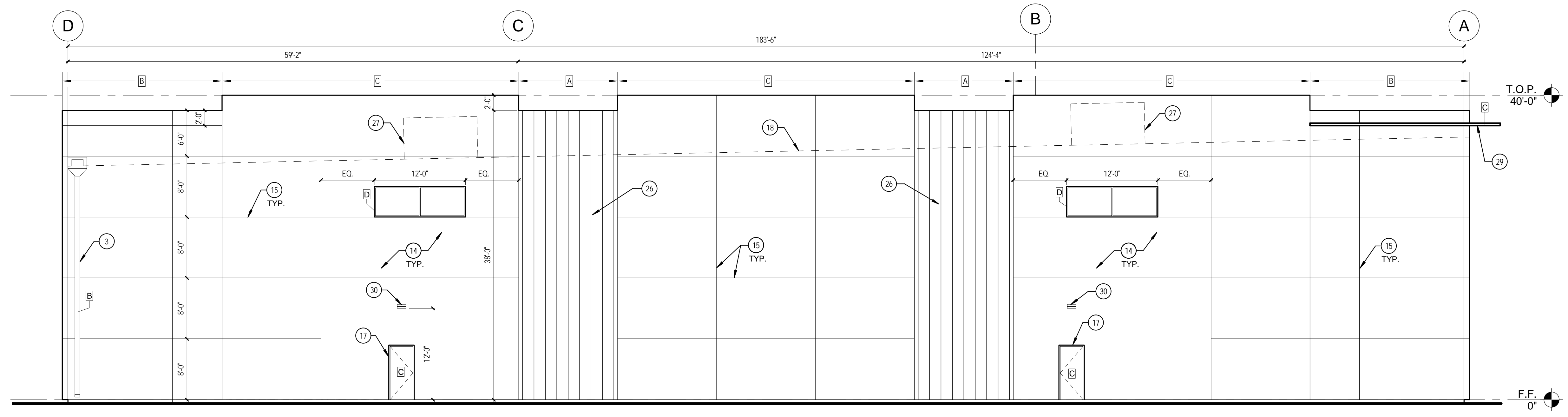
EXTERIOR FINISH LEGEND		KEYNOTES	
<b>A</b>	PT 1 - DEC768 "WINTER LITE"	3	SCUPPER AND DOWNSPOUT DAYLIGHTED @ GRADE
<b>B</b>	PT 2 - DEC757 "RINCON COVE"	14	CONCRETE TILT-UP PANEL WALL
<b>C</b>	PT 3 - DE5188 "RUDDY OAK"	15	CONCRETE PANEL REVEAL
<b>D</b>	DARK BRONZE ANODIZED ALUMINUM STOREFRONT	16	OVERHEAD COILING DOOR - PAINTED
		17	HOLLOW METAL DOOR & FRAME - PAINTED
		18	INDICATES TOP OF ROOF BEYOND
		19	ALUMINUM STOREFRONT WINDOW WITH DARK BRONZE ANODIZED FRAME
		25	EXISTING PRE-ENGINEERED METAL BUILDING
		26	CONCRETE FLUTED RIBS
		27	MECHANICAL ROOFTOP EQUIPMENT
		28	METAL FASCIA
		29	METAL CANOPY - PAINTED
		30	WALL MOUNTED LIGHTING FIXTURE - REFER TO ELECT. DWGS.
		31	STEEL COLUMN PER STRUCTURAL DWGS.
		32	INDICATES GUTTER BEHIND FASCIA
		33	DOWNSPOUT DAYLIGHTED @ GRADE

NOTICE OF EXTENDED CERTIFICATION AND APPROVAL PERIOD: PROVISION: THIS CONTRACT ALLOWS THE OWNER TO CERTIFY AND APPROVE BILLINGS AND ESTIMATES WITHIN 30 DAYS AFTER THE BILLINGS AND ESTIMATES ARE RECEIVED FROM THE CONTRACTOR.

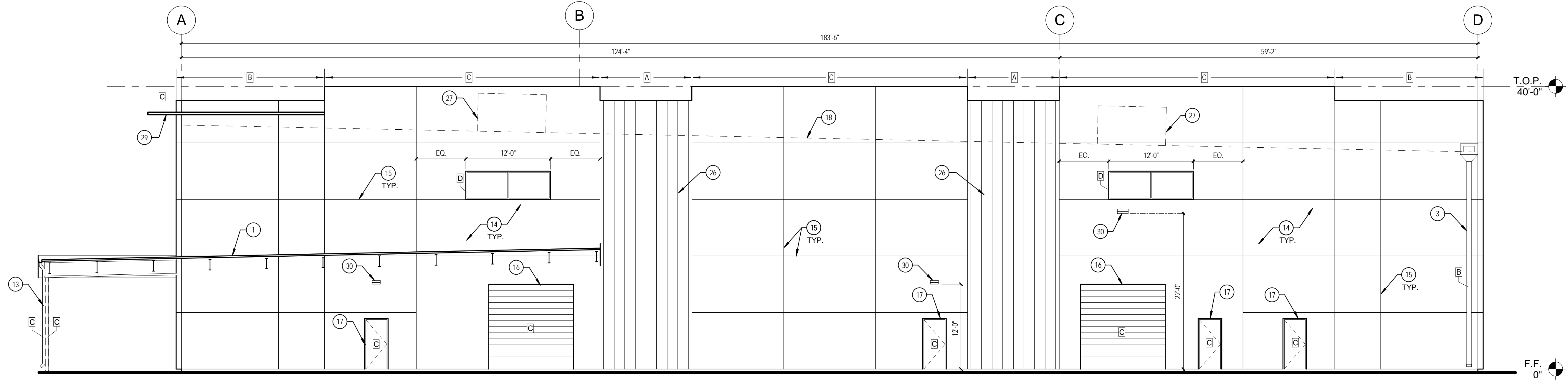
REVISIONS		
No.	DATE	DESCRIPTION
01/29/18		1ST DR SUBMITTAL

PROJECT	17188.01
DATE	01/29/2018
DRAWN	JRN
CHK'D	LM
COPYRIGHT 2018: DEUTSCH ARCHITECTURE GROUP	

**EXTERIOR ELEVATIONS**



**1 EXTERIOR ELEVATION-EAST**  
 SCALE: 1/8" = 1'-0"  
 0' 8' 16' 24' 32'



**2 EXTERIOR ELEVATION-WEST**  
 SCALE: 1/8" = 1'-0"  
 0' 8' 16' 24' 32'

**EXTERIOR FINISH LEGEND**

<b>A</b>	PT 1 - DEC768 "WINTER LITE"
<b>B</b>	PT 2 - DEC757 "RINCON COVE"
<b>C</b>	PT 3 - DE5188 "RUDDY OAK"
<b>D</b>	DARK BRONZE ANODIZED ALUMINUM STOREFRONT

**KEYNOTES**

1	1 1/2" METAL DECK ROOF @ CANOPY
3	SCUPPER AND DOWNSPOUT DAYLIGHTED @ GRADE
13	DOWNSPOUT
14	CONCRETE TILT-UP PANEL WALL
15	CONCRETE PANEL REVEAL
16	OVERHEAD COILING DOOR - PAINTED
17	HOLLOW METAL DOOR & FRAME - PAINTED
18	INDICATES TOP OF ROOF BEYOND
26	CONCRETE FLUTED RIBS
27	MECHANICAL ROOFTOP EQUIPMENT
29	METAL CANOPY - PAINTED
30	WALL MOUNTED LIGHTING FIXTURE - REFER TO ELECT. DWGS.



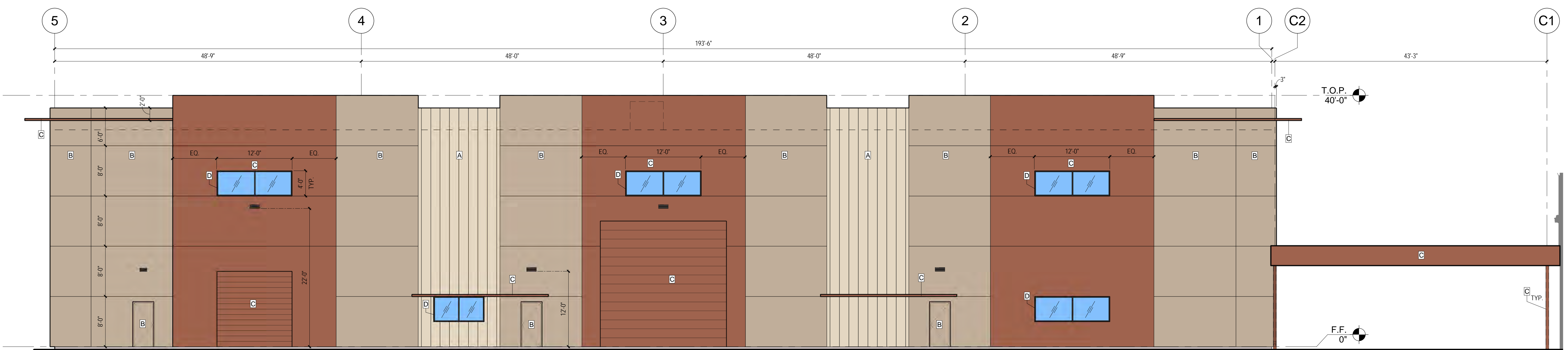
REVISIONS		
No.	DATE	DESCRIPTION
01/29/18		1ST DR SUBMITTAL

PROJECT	17188.01
DATE	01/29/2018
DRAWN	JRN
CHK'D	LM
COPYRIGHT 2018: DEUTSCH ARCHITECTURE GROUP	

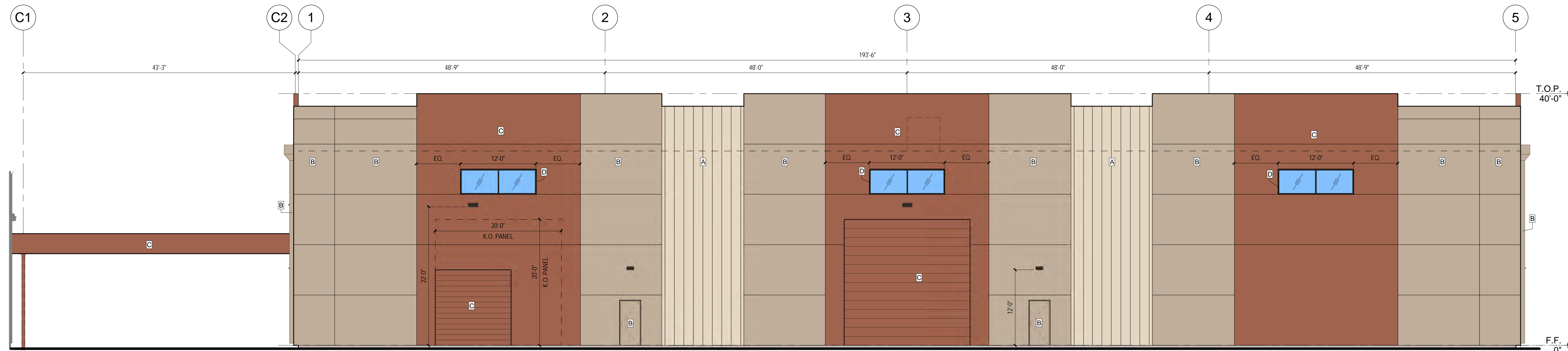
**COLORED EXTERIOR ELEVATIONS**

**A-210A**

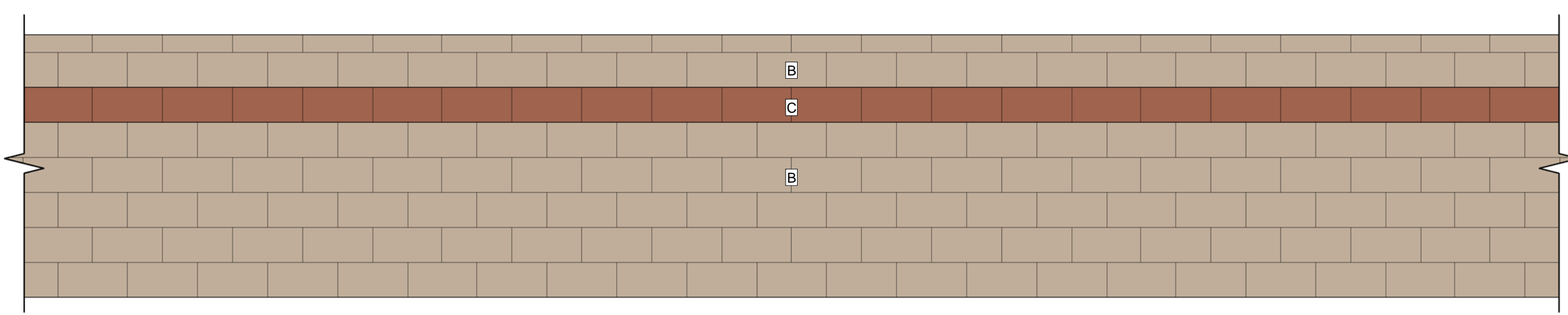
17188.01 - ORBITAL ATK MUNITIONS WAREHOUSE - 01/29/2018



**1 EXTERIOR ELEVATION-NORTH (COLORED)**  
SCALE: 1/8" = 1'-0"  
0' 8' 16' 24' 32'



**2 EXTERIOR ELEVATION-SOUTH (COLORED)**  
SCALE: 1/8" = 1'-0"  
0' 8' 16' 24' 32'



**3 TYP. CMU SITE WALL**  
SCALE: 1/2" = 1'-0"  
0' 2' 4' 6' 8'

**EXTERIOR FINISH LEGEND**

<b>A</b>	PT 1 - DEC768 "WINTER LITE"
<b>B</b>	PT 2 - DEC757 "RINCON COVE"
<b>C</b>	PT 3 - DES188 "RUDDY OAK"
<b>D</b>	DARK BRONZE ANODIZE ALUMINUM STOREFRONT

NOTICE OF EXTENDED CERTIFICATION AND APPROVAL PERIOD: PROVISION: THIS CONTRACT ALLOWS THE OWNER TO CERTIFY AND APPROVE BILLINGS AND ESTIMATES WITHIN 30 DAYS AFTER THE BILLINGS AND ESTIMATES ARE RECEIVED FROM THE CONTRACTOR.

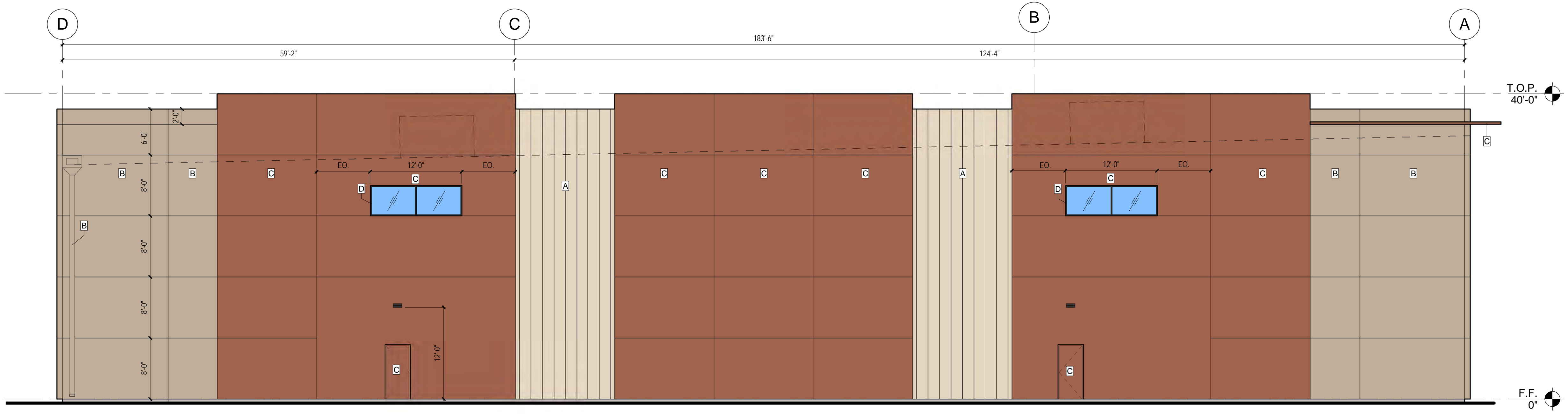
REVISIONS		
No.	DATE	DESCRIPTION
01/29/18		1ST DR SUBMITTAL

PROJECT	17188.01
DATE	01/29/2018
DRAWN	JRN
CHK'D	LM
COPYRIGHT 2018: DEUTSCH ARCHITECTURE GROUP	

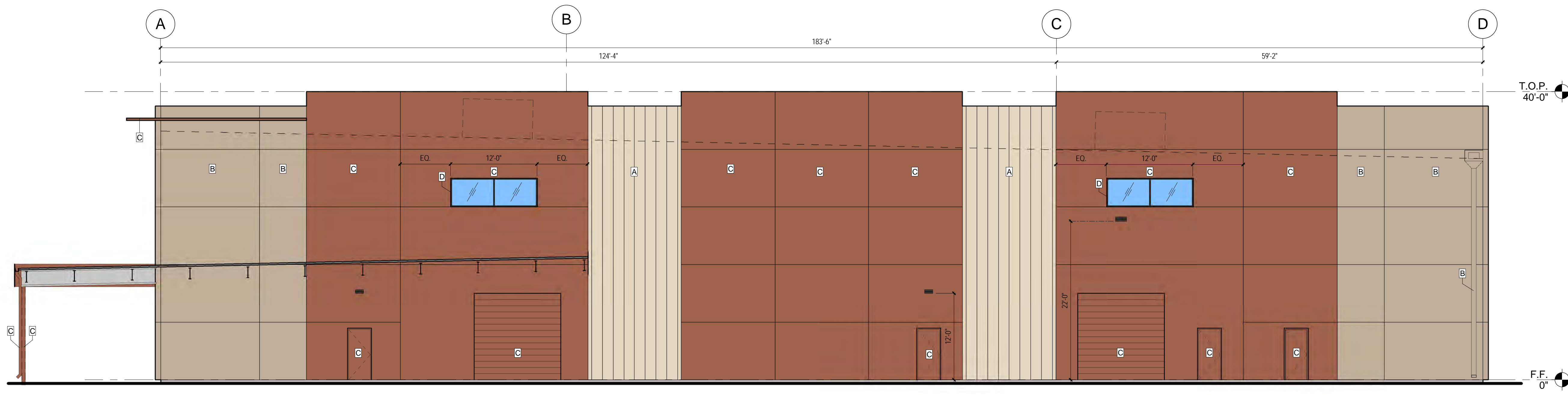
**COLORED EXTERIOR ELEVATIONS**

**A-211A**

17188.01- ORBITAL ATK MUNITIONS WAREHOUSE- 01/29 /2018



**1 EXTERIOR ELEVATION-EAST (COLORED)**  
SCALE: 1/8" = 1'-0"  
0' 8' 16' 24' 32'



**2 EXTERIOR ELEVATION-WEST (COLORED)**  
SCALE: 1/8" = 1'-0"  
0' 8' 16' 24' 32'

**EXTERIOR FINISH LEGEND**

<b>A</b>	PT 1 - DEC768 "WINTER LITE"
<b>B</b>	PT 2 - DEC757 "RINCON COVE"
<b>C</b>	PT 3 - DES188 "RUDDY OAK"
<b>D</b>	DARK BRONZE ANODIZE ALUMINUM STOREFRONT





**4600**  
 EAST INDIAN SCHOOL RD  
 PHOENIX, ARIZONA 85018  
 602-840-2828 P  
 602-840-6646 F

**ORBITAL ATK**  
**MUNITIONS WAREHOUSE**  
 3309 N. RESEDA MESA, AZ. 85215

REVISIONS

No.	DATE	DESCRIPTION
01/29/18		1ST DR SUBMITTAL

PROJECT	17188.01
DATE	01/29/2018
DRAWN	JRN
CHK'D	LM
COPYRIGHT 2018: DEUTSCH ARCHITECTURE GROUP	

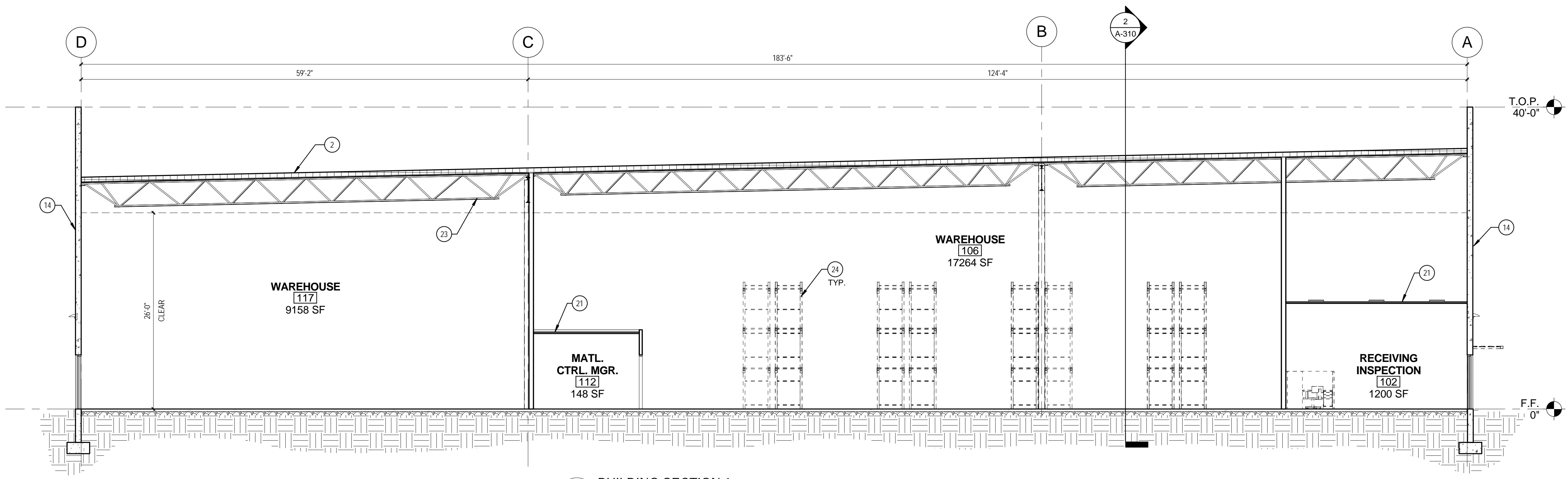
**BUILDING SECTIONS**

**A-310**

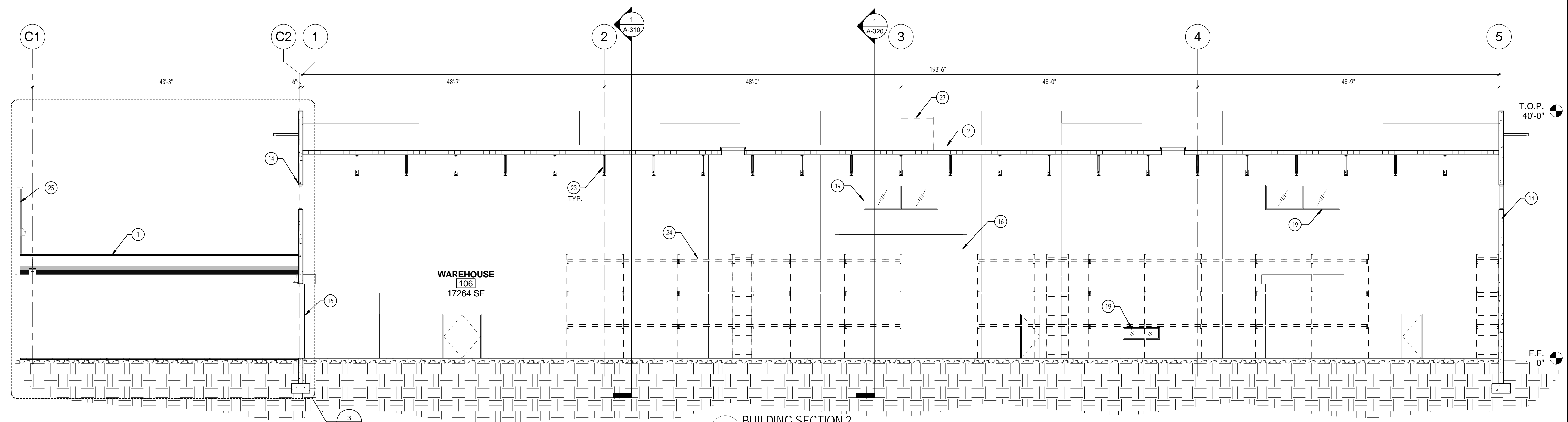
17188.01-ORBITAL ATK  
 MUNITIONS WAREHOUSE- 01/29/2018

**KEYNOTES**

1	1 1/2" METAL DECK ROOF @ CANOPY
2	SINGLE PLY MEMBRANE ROOF OVER RIGID INSULATION OVER METAL DECK
14	CONCRETE TILT-UP PANEL WALL
16	OVERHEAD COILING DOOR - PAINTED
19	ALUMINUM STOREFRONT WINDOW WITH DARK BRONZE ANNOXIDIZED FRAME
21	A.C.T. CEILING
23	STEEL JOIST
24	OWNER SUPPLIED RACKING
25	EXISTING PRE-ENGINEERED METAL BUILDING
27	MECHANICAL ROOFTOP EQUIPMENT



**1 BUILDING SECTION 1**  
 SCALE: 1/8" = 1'-0"  
 0' 8' 16' 24' 32'



**2 BUILDING SECTION 2**  
 SCALE: 1/8" = 1'-0"  
 0' 8' 16' 24' 32'

# SITE CONTEXT PHOTOGRAPHS ORBITAL ATK MUNITIONS WAREHOUSE



1



2



# SITE CONTEXT PHOTOGRAPHS ORBITAL ATK MUNITIONS WAREHOUSE



3



4



# SITE CONTEXT PHOTOGRAPHS ORBITAL ATK MUNITIONS WAREHOUSE



5



6



# SITE CONTEXT PHOTOGRAPHS ORBITAL ATK MUNITIONS WAREHOUSE



7



8



# SITE CONTEXT PHOTOGRAPHS ORBITAL ATK MUNITIONS WAREHOUSE



9



10



# SITE CONTEXT PHOTOGRAPHS ORBITAL ATK MUNITIONS WAREHOUSE



11



12



# SITE CONTEXT PHOTOGRAPHS ORBITAL ATK MUNITIONS WAREHOUSE



13



14



# SITE CONTEXT PHOTOGRAPHS ORBITAL ATK MUNITIONS WAREHOUSE



15



16



# SITE CONTEXT PHOTOGRAPHS ORBITAL ATK MUNITIONS WAREHOUSE



17



18



# SITE CONTEXT PHOTOGRAPHS ORBITAL ATK MUNITIONS WAREHOUSE



19



20

# SITE CONTEXT PHOTOGRAPHS ORBITAL ATK MUNITIONS WAREHOUSE



21



22



# SITE CONTEXT PHOTOGRAPHS ORBITAL ATK MUNITIONS WAREHOUSE



23




24

# SITE CONTEXT PHOTOGRAPHS ORBITAL ATK MUNITIONS WAREHOUSE



25




26



# SITE CONTEXT PHOTOGRAPHS ORBITAL ATK MUNITIONS WAREHOUSE



27



28

# SITE CONTEXT PHOTOGRAPHS ORBITAL ATK MUNITIONS WAREHOUSE



29



30



# SITE CONTEXT PHOTOGRAPHS ORBITAL ATK MUNITIONS WAREHOUSE



31



32



# SITE CONTEXT PHOTOGRAPHS ORBITAL ATK MUNITIONS WAREHOUSE



33



34



# SITE CONTEXT PHOTOGRAPHS ORBITAL ATK MUNITIONS WAREHOUSE



35



36



# SITE CONTEXT PHOTOGRAPHS ORBITAL ATK MUNITIONS WAREHOUSE



37



38



# SITE CONTEXT PHOTOGRAPHS ORBITAL ATK MUNITIONS WAREHOUSE



39



40



# Orbital ATK Munitions Warehouse

PROJECT # 17188.01 - 01/29/2018

**A**

DUNN-EDWARDS PAINT  
WINTER LITE (DEC768)



3-D PERSPECTIVE

**B**

DUNN-EDWARDS PAINT  
RINCON COVE (DEC757)

**C**

DUNN-EDWARDS PAINT  
RUDDY OAK (DE5188)

**D**

DARK BRONZE ANODIZE  
ALUMINUM STOREFRONT

FLUTED RIBBED  
CONCRETE

**DEUTSCH**  
ARCHITECTURE GROUP

CLEAR GLAZING



# TYPE P1, P2, P1C



## D-Series Size 0 LED Area Luminaire



Catalog Number	
Notes	<b>POLE MOUNTED LIGHT FIXT.</b>
Type	

Hit the Tab key or mouse over the page to see all interactive elements.

### A+ Capable Luminaire

This item is an A+ capable luminaire, which has been designed and tested to provide consistent color appearance and system-level interoperability.

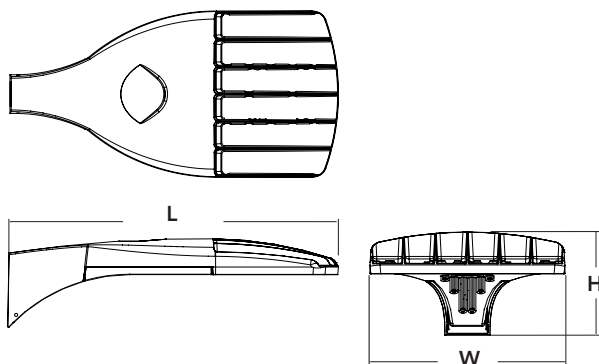
- All configurations of this luminaire meet the Acuity Brands' specification for chromatic consistency
- This luminaire is A+ Certified when ordered with DTL® controls marked by a **shaded background**. DTL DLL equipped luminaires meet the A+ specification for luminaire to photocontrol interoperability<sup>1</sup>
- This luminaire is part of an A+ Certified solution for ROAM® or XPoint™ Wireless control networks, providing out-of-the-box control compatibility with simple commissioning, when ordered with drivers and control options marked by a **shaded background**<sup>1</sup>

To learn more about A+, visit [www.acuitybrands.com/aplus](http://www.acuitybrands.com/aplus).

- See ordering tree for details.
- A+ Certified Solutions for ROAM require the order of one ROAM node per luminaire. Sold Separately: [Link to Roam](#); [Link to DTL DLL](#)

### Specifications

EPA:	0.95 ft <sup>2</sup> (.09 m <sup>2</sup> )
Length:	26" (66.0 cm)
Width:	13" (33.0 cm)
Height:	7" (17.8 cm)
Weight (max):	16 lbs (7.25 kg)



A+ Capable options indicated by this color background.

### Ordering Information

**EXAMPLE: DSX0 LED P6 40K T3M MVOLT SPA DDBXD**

Series	LEDs	Color temperature	Distribution	Voltage	Mounting
DSX0 LED	<b>Forward optics</b> P1 P4 P7 P2 P5 P3 P6 <b>Rotated optics</b> P10 <sup>1</sup> P12 <sup>1</sup> P11 <sup>1</sup> P13 <sup>1</sup>	30K 3000 K 40K 4000 K 50K 5000 K AMBPC Amber phosphor converted <sup>2</sup>	T1S Type I short T2S Type II short T2M Type II medium T3S Type III short T3M Type III medium T4M Type IV medium TFTM Forward throw medium TSVS Type V very short T5S Type V short T5M Type V medium T5W Type V wide BLC Backlight control <sup>2,3</sup> LCCO Left corner cutoff <sup>3</sup> RCCO Right corner cutoff <sup>3</sup>	MVOLT <sup>4</sup> 120 <sup>5</sup> 208 <sup>5</sup> 240 <sup>5</sup> 277 <sup>5</sup> 347 <sup>5,6</sup> 480 <sup>5,6</sup>	<b>Shipped included</b> SPA Square pole mounting RPA Round pole mounting WBA Wall bracket SPUMBA Square pole universal mounting adaptor <sup>7</sup> RPUMBA Round pole universal mounting adaptor <sup>7</sup> <b>Shipped separately</b> KMA8 DDBXD U Mast arm mounting bracket adaptor (specify finish) <sup>8</sup>

Control options	Other options	Finish (required)
<b>Shipped installed</b> <b>PER</b> NEMA twist-lock receptacle only (control ordered separate) <sup>9</sup> <b>PER5</b> Five-wire receptacle only (control ordered separate) <sup>9,10</sup> <b>PER7</b> Seven-wire receptacle only (control ordered separate) <sup>9,10</sup> <b>DMG</b> 0-10V dimming extend out back of housing for external control (control ordered separate) <b>PIR</b> Bi-level, motion/ambient sensor, 8-15' mounting height, ambient sensor enabled at 5fc <sup>11,12</sup> <b>PIRH</b> Bi-level, motion/ambient sensor, 15-30' mounting height, ambient sensor enabled at 5fc <sup>11,12</sup> <b>PIR1FC3V</b> Bi-level, motion/ambient sensor, 8-15' mounting height, ambient sensor enabled at 1fc <sup>11,12</sup>	<b>PIRH1FC3V</b> Bi-level, motion/ambient sensor, 15-30' mounting height, ambient sensor enabled at 1fc <sup>11,12</sup> <b>BL30</b> Bi-level switched dimming, 30% <sup>13,14</sup> <b>BL50</b> Bi-level switched dimming, 50% <sup>13,14</sup> <b>PNMTDD3</b> Part night, dim till dawn <sup>15</sup> <b>PNMT5D3</b> Part night, dim 5 hrs <sup>15</sup> <b>PNMT6D3</b> Part night, dim 6 hrs <sup>15</sup> <b>PNMT7D3</b> Part night, dim 7 hrs <sup>15</sup> <b>FAO</b> Field adjustable output <sup>16</sup>	<b>Shipped installed</b> <b>HS</b> House-side shield <sup>17</sup> <b>SF</b> Single fuse (120, 277, 347V) <sup>5</sup> <b>DF</b> Double fuse (208, 240, 480V) <sup>5</sup> <b>L90</b> Left rotated optics <sup>1</sup> <b>R90</b> Right rotated optics <sup>1</sup> <b>DDL</b> Diffused drop lens <sup>17</sup> <b>Order separately</b> <b>BS</b> Bird spikes <b>EGS</b> External glare shield



# Ordering Information

## Accessories

Ordered and shipped separately.


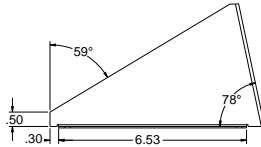
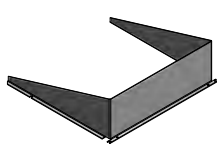
DLL127F 1.5 JU	Photocell - SSL twist-lock (120-277V) <sup>18</sup>
DLL347F 1.5 CUL JU	Photocell - SSL twist-lock (347V) <sup>18</sup>
DLL480F 1.5 CUL JU	Photocell - SSL twist-lock (480V) <sup>18</sup>
DSHORT SBK U	Shorting cap <sup>18</sup>
DSX0HS 20C U	House-side shield for 20 LED unit <sup>17</sup>
DSX0HS 30C U	House-side shield for 30 LED unit <sup>17</sup>
DSX0HS 40C U	House-side shield for 40 LED unit <sup>17</sup>
DSX0DDL U	Diffused drop lens (polycarbonate) <sup>17</sup>
PUMBA DDBXD U*	Square and round pole universal mounting bracket adaptor (specify finish) <sup>19</sup>
KMA8 DDBXD U	Mast arm mounting bracket adaptor (specify finish) <sup>2</sup>

For more control options, visit [DTL](#) and [ROAM](#) online.

## NOTES

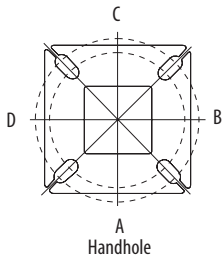
- P10, P11, P12 and P13 and rotated options (L90 or R90) only available together.
- AMBPC is not available with BLC, LCCO, RCCO, P4, P7 or P13.
- Not available with HS or DDL.
- MVOLT driver operates on any line voltage from 120-277V (50/60 Hz).
- Single fuse (SF) requires 120V, 277V or 347V. Double fuse (DF) requires 208V, 240V or 480V.
- Not available in P4, P7 or P13. Not available with BL30, BL50 or PNMT options.
- Existing drilled pole only. Available as a separate combination accessory; for retrofit use only: PUMBA (finish) U; 1.5 G vibration load rating per ANCI C136.31.
- Must order fixture with SPA mounting. Must be ordered as a separate accessory; see Accessories information. For use with 2-3/8" mast arm (not included).
- Photocell ordered and shipped as a separate line item from Acuity Brands Controls. See accessories. Shorting Cap included.
- If ROAM® node required, it must be ordered and shipped as a separate line item from Acuity Brands Controls. Shorting Cap included.
- Reference Motion Sensor table on page 3.
- Reference PER Table on page 3 to see functionality.
- Requires (2) separately switched circuits.
- Not available with 347V, 480V or PNMT. For PER5 or PER7 see PER Table on page 3.
- Not available with 347V, 480V, BL30 and BL50. For PER5 or PER7 see PER Table on page 3. Separate Dusk to Dawn required.
- Not available with other dimming controls options.
- Not available with BLC, LCCO and RCCO distribution. Also available as a separate accessory; see Accessories information.
- Requires luminaire to be specified with PER, PER5 or PER7 option. See PER Table on page 3.
- For retrofit use only.

## External Glare Shield



## Drilling

### HANDHOLE ORIENTATION



### Tenon Mounting Slipfitter\*\*

Tenon O.D.	Single Unit	2 at 180°	2 at 90°	3 at 120°	3 at 90°	4 at 90°
2-3/8"	AST20-190	AST20-280	AST20-290	AST20-320	AST20-390	AST20-490
2-7/8"	AST25-190	AST25-280	AST25-290	AST25-320	AST25-390	AST25-490
4"	AST35-190	AST35-280	AST35-290	AST35-320	AST35-390	AST35-490

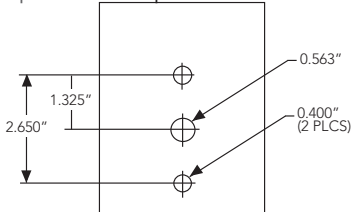
### Pole drilling nomenclature: # of heads at degree from handhole (default side A)

DM19AS	DM28AS	DM29AS	DM32AS	DM39AS	DM49AS
1 @ 90°	2 @ 280°	2 @ 90°	3 @ 120°	3 @ 90°	4 @ 90°
Side B	Side B & D	Side B & C	Round pole only	Side B, C, & D	Sides A, B, C, D

Note: Review luminaire spec sheet for specific nomenclature

Template #8

Top of Pole



Pole top or tenon O.D.	4.5" @ 90°	4" @ 90°	3.5" @ 90°	3" @ 90°	4.5" @ 120°	4" @ 120°	3.5" @ 120°	3" @ 120°
DSX SPA	Y	Y	Y	N	-	-	-	-
DSX RPA	Y	Y	N	N	Y	Y	Y	Y
DSX SPUMBA	Y	N	N	N	-	-	-	-
DSX RPUMBA	N	N	N	N	Y	Y	Y	N

\*3 fixtures @ 120 require round pole top/tenon.

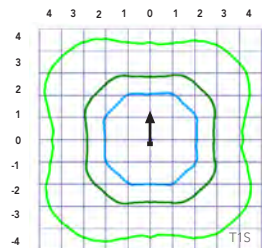
## Photometric Diagrams

To see complete photometric reports or download .ies files for this product, visit [Lithonia Lighting's D-Series Area Size 0 homepage](#).

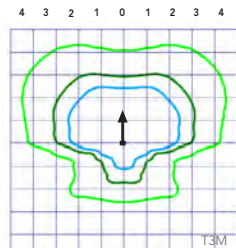
Isofootcandle plots for the DSX0 LED 40C 1000 40K. Distances are in units of mounting height (20').

### LEGEND

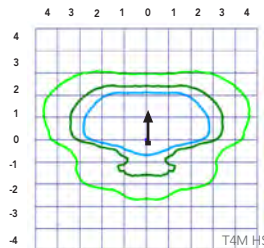
- 0.1 fc
- 0.5 fc
- 1.0 fc



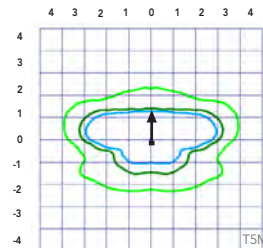
Test No. LTL23457P25 tested in accordance with IESNA LM-79-08.



Test No. LTL23457P25 tested in accordance with IESNA LM-79-08.



Test No. LTL23456P25 tested in accordance with IESNA LM-79-08.



Test No. LTL23451P25 tested in accordance with IESNA LM-79-08.





## Performance Data

### Lumen Ambient Temperature (LAT) Multipliers

Use these factors to determine relative lumen output for average ambient temperatures from 0-40°C (32-104°F).

Ambient		Lumen Multiplier
0°C	32°F	1.04
5°C	41°F	1.04
10°C	50°F	1.03
15°C	59°F	1.02
20°C	68°F	1.01
<b>25°C</b>	<b>77°F</b>	<b>1.00</b>
30°C	86°F	0.99
35°C	95°F	0.98
40°C	104°F	0.97

### Projected LED Lumen Maintenance

Data references the extrapolated performance projections for the platforms noted in a **25°C ambient**, based on 10,000 hours of LED testing (tested per IESNA LM-80-08 and projected per IESNA TM-21-11).

To calculate LLF, use the lumen maintenance factor that corresponds to the desired number of operating hours below. For other lumen maintenance values, contact factory.

Operating Hours	25000	50000	100000
Lumen Maintenance Factor	0.96	0.92	0.85

### Electrical Load

	Performance Package	LED Count	Drive Current	Wattage	Current (A)					
					120	208	240	277	347	480
Forward Optics (Non-Rotated)	P1	20	530	38	0.32	0.18	0.15	0.15	0.10	0.08
	P2	20	700	49	0.41	0.23	0.20	0.19	0.14	0.11
	P3	20	1050	71	0.60	0.37	0.32	0.27	0.21	0.15
	P4	20	1400	92	0.77	0.45	0.39	0.35	0.28	0.20
	P5	40	700	89	0.74	0.43	0.38	0.34	0.26	0.20
	P6	40	1050	134	1.13	0.65	0.55	0.48	0.39	0.29
	P7	40	1300	166	1.38	0.80	0.69	0.60	0.50	0.37
Rotated Optics (Requires L90 or R90)	P10	30	530	53	0.45	0.26	0.23	0.21	0.16	0.12
	P11	30	700	72	0.60	0.35	0.30	0.27	0.20	0.16
	P12	30	1050	104	0.88	0.50	0.44	0.39	0.31	0.23
	P13	30	1300	128	1.08	0.62	0.54	0.48	0.37	0.27

### Motion Sensor Default Settings

Option	Dimmed State	High Level (when triggered)	Photocell Operation	Dwell Time	Ramp-up Time	Ramp-down Time
PIR or PIRH	3V (37%) Output	10V (100%) Output	Enabled @ 5FC	5 min	3 sec	5 min
*PIR1FC3V or PIRH1FC3V	3V (37%) Output	10V (100%) Output	Enabled @ 1FC	5 min	3 sec	5 min

\*for use with Inline Dusk to Dawn or timer.

### PER Table

Control	PER (3 wire)	PERS (5 wire)		PER7 (7 wire)	
		Wire 4/Wire5	Wire 6/Wire7	Wire 4/Wire5	Wire 6/Wire7
Photocontrol Only (On/Off)	✓	⚠	⚠	⚠	⚠
ROAM	⊘	✓	⚠	⚠	⚠
ROAM with Motion (ROAM on/off only)	⊘	⚠	⚠	⚠	⚠
Future-proof*	⊘	⚠	✓	✓	⚠
Future-proof* with Motion	⊘	⚠	✓	✓	⚠

✓	Recommended
⊘	Will not work
⚠	Alternate

\*Future-proof means: Ability to change controls in the future.

# Performance Data

## Lumen Output

Lumen values are from photometric tests performed in accordance with IESNA LM-79-08. Data is considered to be representative of the configurations shown, within the tolerances allowed by Lighting Facts. Contact factory for performance data on any configurations not shown here.

Forward Optics																												
LED Count	Drive Current	Power Package	System Watts	Dist. Type	30K (3000 K, 70 CRI)					40K (4000 K, 70 CRI)					50K (5000 K, 70 CRI)					AMBPC (Amber Phosphor Converted)								
					Lumens	B	U	G	LPW	Lumens	B	U	G	LPW	Lumens	B	U	G	LPW	Lumens	B	U	G	LPW				
20	530	P1	38W	T1S	4,369	1	0	1	115	4,706	1	0	1	124	4,766	1	0	1	125	2,541	1	0	1	73				
				T2S	4,364	1	0	1	115	4,701	1	0	1	124	4,761	1	0	1	125	2,589	1	0	1	74				
				T2M	4,387	1	0	1	115	4,726	1	0	1	124	4,785	1	0	1	126	2,539	1	0	1	73				
				T3S	4,248	1	0	1	112	4,577	1	0	1	120	4,634	1	0	1	122	2,558	1	0	1	73				
				T3M	4,376	1	0	1	115	4,714	1	0	1	124	4,774	1	0	1	126	2,583	1	0	1	74				
				T4M	4,281	1	0	1	113	4,612	1	0	2	121	4,670	1	0	2	123	2,570	1	0	1	73				
				TFTM	4,373	1	0	1	115	4,711	1	0	2	124	4,771	1	0	2	126	2,540	1	0	1	73				
				TSVS	4,548	2	0	0	120	4,900	2	0	0	129	4,962	2	0	0	131	2,650	1	0	0	76				
				TSS	4,552	2	0	0	120	4,904	2	0	0	129	4,966	2	0	0	131	2,690	1	0	0	77				
				TSM	4,541	3	0	1	120	4,891	3	0	1	129	4,953	3	0	1	130	2,658	2	0	0	76				
				TSW	4,576	3	0	2	120	4,929	3	0	2	130	4,992	3	0	2	131	2,663	2	0	1	73				
				BLC	3,586	1	0	1	94	3,863	1	0	1	102	3,912	1	0	1	103									
				LCCO	2,668	1	0	1	70	2,874	1	0	2	76	2,911	1	0	2	77									
				RCCO	2,668	1	0	1	70	2,874	1	0	2	76	2,911	1	0	2	77									
				20	700	P2	49W	T1S	5,570	1	0	1	114	6,001	1	0	1	122	6,077	2	0	2	124	3,144	1	0	1	70
								T2S	5,564	1	0	2	114	5,994	1	0	2	122	6,070	2	0	2	124	3,203	1	0	1	71
T2M	5,593	1	0					1	114	6,025	1	0	1	123	6,102	1	0	1	125	3,141	1	0	1	70				
T3S	5,417	1	0					2	111	5,835	1	0	2	119	5,909	2	0	2	121	3,165	1	0	1	70				
T3M	5,580	1	0					2	114	6,011	1	0	2	123	6,087	1	0	2	124	3,196	1	0	1	71				
T4M	5,458	1	0					2	111	5,880	1	0	2	120	5,955	1	0	2	122	3,179	1	0	1	71				
TFTM	5,576	1	0					2	114	6,007	1	0	2	123	6,083	1	0	2	124	3,143	1	0	1	70				
TSVS	5,799	2	0					0	118	6,247	2	0	0	127	6,327	2	0	0	129	3,278	2	0	0	73				
TSS	5,804	2	0					0	118	6,252	2	0	0	128	6,332	2	0	1	129	3,328	2	0	0	74				
TSM	5,789	3	0					1	118	6,237	3	0	1	127	6,316	3	0	1	129	3,288	2	0	1	73				
TSW	5,834	3	0					2	119	6,285	3	0	2	128	6,364	3	0	2	130	3,295	2	0	1	73				
BLC	4,572	1	0					1	93	4,925	1	0	1	101	4,987	1	0	1	102									
LCCO	3,402	1	0					2	69	3,665	1	0	2	75	3,711	1	0	2	76									
RCCO	3,402	1	0					2	69	3,665	1	0	2	75	3,711	1	0	2	76									
20	1050	P3	71W					T1S	7,833	2	0	2	110	8,438	2	0	2	119	8,545	2	0	2	120					
								T2S	7,825	2	0	2	110	8,429	2	0	2	119	8,536	2	0	2	120					
				T2M	7,865	2	0	2	111	8,473	2	0	2	119	8,580	2	0	2	121									
				T3S	7,617	2	0	2	107	8,205	2	0	2	116	8,309	2	0	2	117									
				T3M	7,846	2	0	2	111	8,452	2	0	2	119	8,559	2	0	2	121									
				T4M	7,675	2	0	2	108	8,269	2	0	2	116	8,373	2	0	2	118									
				TFTM	7,841	2	0	2	110	8,447	2	0	2	119	8,554	2	0	2	120									
				TSVS	8,155	3	0	0	115	8,785	3	0	0	124	8,896	3	0	0	125									
				TSS	8,162	3	0	1	115	8,792	3	0	1	124	8,904	3	0	1	125									
				TSM	8,141	3	0	2	115	8,770	3	0	2	124	8,881	3	0	2	125									
				TSW	8,204	3	0	2	116	8,838	4	0	2	124	8,950	4	0	2	126									
				BLC	6,429	1	0	2	91	6,926	1	0	2	98	7,013	1	0	2	99									
				LCCO	4,784	1	0	2	67	5,153	1	0	2	73	5,218	1	0	2	73									
				RCCO	4,784	1	0	2	67	5,153	1	0	2	73	5,218	1	0	2	73									
				20	1400	P4	92W	T1S	9,791	2	0	2	106	10,547	2	0	2	115	10,681	2	0	2	116					
								T2S	9,780	2	0	2	106	10,536	2	0	2	115	10,669	2	0	2	116					
T2M	9,831	2	0					2	107	10,590	2	0	2	115	10,724	2	0	2	117									
T3S	9,521	2	0					2	103	10,256	2	0	2	111	10,386	2	0	2	113									
T3M	9,807	2	0					2	107	10,565	2	0	2	115	10,698	2	0	2	116									
T4M	9,594	2	0					2	104	10,335	2	0	3	112	10,466	2	0	3	114									
TFTM	9,801	2	0					2	107	10,558	2	0	2	115	10,692	2	0	2	116									
TSVS	10,193	3	0					1	111	10,981	3	0	1	119	11,120	3	0	1	121									
TSS	10,201	3	0					1	111	10,990	3	0	1	119	11,129	3	0	1	121									
TSM	10,176	4	0					2	111	10,962	4	0	2	119	11,101	4	0	2	121									
TSW	10,254	4	0					3	111	11,047	4	0	3	120	11,186	4	0	3	122									
BLC	8,036	1	0					2	87	8,656	1	0	2	94	8,766	1	0	2	95									
LCCO	5,979	1	0					2	65	6,441	1	0	2	70	6,523	1	0	3	71									
	5,979	1	0					2	65	6,441	1	0	2	70	6,523	1	0	3	71									



# Performance Data

## Lumen Output

Lumen values are from photometric tests performed in accordance with IESNA LM-79-08. Data is considered to be representative of the configurations shown, within the tolerances allowed by Lighting Facts. Contact factory for performance data on any configurations not shown here.

Forward Optics																								
LED Count	Drive Current	Power Package	System Watts	Dist. Type	30K (3000 K, 70 CRI)					40K (4000 K, 70 CRI)					50K (5000 K, 70 CRI)					AMBPC (Amber Phosphor Converted)				
					Lumens	B	U	G	LPW	Lumens	B	U	G	LPW	Lumens	B	U	G	LPW	Lumens	B	U	G	LPW
40	700	P5	89W	T1S	10,831	2	0	2	122	11,668	2	0	2	131	11,816	2	0	2	133					
				T2S	10,820	2	0	2	122	11,656	2	0	2	131	11,803	2	0	2	133					
				T2M	10,876	2	0	2	122	11,716	2	0	2	132	11,864	2	0	2	133					
				T3S	10,532	2	0	2	118	11,346	2	0	2	127	11,490	2	0	2	129					
				T3M	10,849	2	0	2	122	11,687	2	0	2	131	11,835	2	0	2	133					
				T4M	10,613	2	0	3	119	11,434	2	0	3	128	11,578	2	0	3	130					
				TFTM	10,842	2	0	2	122	11,680	2	0	2	131	11,828	2	0	2	133					
				TSVS	11,276	3	0	1	127	12,148	3	0	1	136	12,302	3	0	1	138					
				TSS	11,286	3	0	1	127	12,158	3	0	1	137	12,312	3	0	1	138					
				TSM	11,257	4	0	2	126	12,127	4	0	2	136	12,280	4	0	2	138					
				TSW	11,344	4	0	3	127	12,221	4	0	3	137	12,375	4	0	3	139					
				BLC	8,890	1	0	2	100	9,576	1	0	2	108	9,698	1	0	2	109					
				LCCO	6,615	1	0	3	74	7,126	1	0	3	80	7,216	1	0	3	81					
				RCCO	6,615	1	0	3	74	7,126	1	0	3	80	7,216	1	0	3	81					
40	1050	P6	134W	T1S	14,805	3	0	3	110	15,949	3	0	3	119	16,151	3	0	3	121	6,206	2	0	2	68
				T2S	14,789	3	0	3	110	15,932	3	0	3	119	16,134	3	0	3	120	6,322	2	0	2	69
				T2M	14,865	3	0	3	111	16,014	3	0	3	120	16,217	3	0	3	121	6,201	2	0	2	68
				T3S	14,396	3	0	3	107	15,509	3	0	3	116	15,705	3	0	3	117	6,247	1	0	2	69
				T3M	14,829	2	0	3	111	15,975	3	0	3	119	16,177	3	0	3	121	6,308	2	0	2	69
				T4M	14,507	2	0	3	108	15,628	3	0	3	117	15,826	3	0	3	118	6,275	1	0	2	69
				TFTM	14,820	2	0	3	111	15,965	3	0	3	119	16,167	3	0	3	121	6,203	1	0	2	68
				TSVS	15,413	4	0	1	115	16,604	4	0	1	124	16,815	4	0	1	125	6,671	2	0	0	73
				TSS	15,426	3	0	1	115	16,618	4	0	1	124	16,828	4	0	1	126	6,569	2	0	0	72
				TSM	15,387	4	0	2	115	16,576	4	0	2	124	16,786	4	0	2	125	6,491	3	0	1	71
				TSW	15,506	4	0	3	116	16,704	4	0	3	125	16,915	4	0	3	126	6,504	3	0	2	71
				BLC	12,151	1	0	2	91	13,090	1	0	2	98	13,255	1	0	2	99					
				LCCO	9,041	1	0	3	67	9,740	1	0	3	73	9,863	1	0	3	74					
				RCCO	9,041	1	0	3	67	9,740	1	0	3	73	9,863	1	0	3	74					
40	1300	P7	166W	T1S	17,023	3	0	3	103	18,338	3	0	3	110	18,570	3	0	3	112					
				T2S	17,005	3	0	3	102	18,319	3	0	3	110	18,551	3	0	3	112					
				T2M	17,092	3	0	3	103	18,413	3	0	3	111	18,646	3	0	3	112					
				T3S	16,553	3	0	3	100	17,832	3	0	3	107	18,058	3	0	3	109					
				T3M	17,051	3	0	3	103	18,369	3	0	3	111	18,601	3	0	3	112					
				T4M	16,681	3	0	3	100	17,969	3	0	3	108	18,197	3	0	3	110					
				TFTM	17,040	3	0	3	103	18,357	3	0	4	111	18,590	3	0	4	112					
				TSVS	17,723	4	0	1	107	19,092	4	0	1	115	19,334	4	0	1	116					
				TSS	17,737	4	0	2	107	19,108	4	0	2	115	19,349	4	0	2	117					
				TSM	17,692	4	0	2	107	19,059	4	0	2	115	19,301	4	0	2	116					
				TSW	17,829	5	0	3	107	19,207	5	0	3	116	19,450	5	0	3	117					
				BLC	13,971	2	0	2	84	15,051	2	0	2	91	15,241	2	0	2	92					
				LCCO	10,396	1	0	3	63	11,199	1	0	3	67	11,341	1	0	3	68					
					10,396	1	0	3	63	11,199	1	0	3	67	11,341	1	0	3	68					

# Performance Data

## Lumen Output

Lumen values are from photometric tests performed in accordance with IESNA LM-79-08. Data is considered to be representative of the configurations shown, within the tolerances allowed by Lighting Facts. Contact factory for performance data on any configurations not shown here.

Rotated Optics																														
LED Count	Drive Current	Power Package	System Watts	Dist. Type	30K (3000 K, 70 CRI)					40K (4000 K, 70 CRI)					50K (5000 K, 70 CRI)					AMBPC (Amber Phosphor Converted)										
					Lumens	B	U	G	LPW	Lumens	B	U	G	LPW	Lumens	B	U	G	LPW	Lumens	B	U	G	LPW						
30	530	P10	53W	T1S	6,727	2	0	2	127	7,247	3	0	3	137	7,339	3	0	3	138											
				T2S	6,689	3	0	3	126	7,205	3	0	3	136	7,297	3	0	3	138											
				T2M	6,809	3	0	3	128	7,336	3	0	3	138	7,428	3	0	3	140											
				T3S	6,585	3	0	3	124	7,094	3	0	3	134	7,183	3	0	3	136											
				T3M	6,805	3	0	3	128	7,331	3	0	3	138	7,424	3	0	3	140											
				T4M	6,677	3	0	3	126	7,193	3	0	3	136	7,284	3	0	3	137											
				TFTM	6,850	3	0	3	129	7,379	3	0	3	139	7,472	3	0	3	141											
				TSVS	6,898	3	0	0	130	7,431	3	0	0	140	7,525	3	0	0	142											
				TSS	6,840	2	0	1	129	7,368	2	0	1	139	7,461	2	0	1	141											
				TSM	6,838	3	0	1	129	7,366	3	0	2	139	7,460	3	0	2	141											
				TSW	6,777	3	0	2	128	7,300	3	0	2	138	7,393	3	0	2	139											
				BLC	5,626	2	0	2	106	6,060	2	0	2	114	6,137	2	0	2	116											
				LCCO	4,018	1	0	2	76	4,328	1	0	2	82	4,383	1	0	2	83											
				RCCO	4,013	3	0	3	76	4,323	3	0	3	82	4,377	3	0	3	83											
				30	700	P11	72W	T1S	8,594	3	0	3	119	9,258	3	0	3	129	9,376	3	0	3	130							
T2S	8,545	3	0					3	119	9,205	3	0	3	128	9,322	3	0	3	129											
T2M	8,699	3	0					3	121	9,371	3	0	3	130	9,490	3	0	3	132											
T3S	8,412	3	0					3	117	9,062	3	0	3	126	9,177	3	0	3	127											
T3M	8,694	3	0					3	121	9,366	3	0	3	130	9,484	3	0	3	132											
T4M	8,530	3	0					3	118	9,189	3	0	3	128	9,305	3	0	3	129											
TFTM	8,750	3	0					3	122	9,427	3	0	3	131	9,546	3	0	3	133											
TSVS	8,812	3	0					0	122	9,493	3	0	0	132	9,613	3	0	0	134											
TSS	8,738	3	0					1	121	9,413	3	0	1	131	9,532	3	0	1	132											
TSM	8,736	3	0					2	121	9,411	3	0	2	131	9,530	3	0	2	132											
TSW	8,657	4	0					2	120	9,326	4	0	2	130	9,444	4	0	2	131											
BLC	7,187	3	0					3	100	7,742	3	0	3	108	7,840	3	0	3	109											
LCCO	5,133	1	0					2	71	5,529	1	0	2	77	5,599	1	0	2	78											
RCCO	5,126	3	0					3	71	5,522	3	0	3	77	5,592	3	0	3	78											
30	1050	P12	104W					T1S	12,149	3	0	3	117	13,088	3	0	3	126	13,253	3	0	3	127							
				T2S	12,079	4	0	4	116	13,012	4	0	4	125	13,177	4	0	4	127											
				T2M	12,297	3	0	3	118	13,247	3	0	3	127	13,415	3	0	3	129											
				T3S	11,891	4	0	4	114	12,810	4	0	4	123	12,972	4	0	4	125											
				T3M	12,290	3	0	3	118	13,239	4	0	4	127	13,407	4	0	4	129											
				T4M	12,058	4	0	4	116	12,990	4	0	4	125	13,154	4	0	4	126											
				TFTM	12,369	4	0	4	119	13,325	4	0	4	128	13,494	4	0	4	130											
				TSVS	12,456	3	0	1	120	13,419	3	0	1	129	13,589	4	0	1	131											
				TSS	12,351	3	0	1	119	13,306	3	0	1	128	13,474	3	0	1	130											
				TSM	12,349	4	0	2	119	13,303	4	0	2	128	13,471	4	0	2	130											
				TSW	12,238	4	0	3	118	13,183	4	0	3	127	13,350	4	0	3	128											
				BLC	10,159	3	0	3	98	10,944	3	0	3	105	11,083	3	0	3	107											
				LCCO	7,256	1	0	3	70	7,816	1	0	3	75	7,915	1	0	3	76											
				RCCO	7,246	3	0	3	70	7,806	4	0	4	75	7,905	4	0	4	76											
				30	1300	P13	128W	T1S	14,438	3	0	3	113	15,554	3	0	3	122	15,751	3	0	3	123							
T2S	14,355	4	0					4	112	15,465	4	0	4	121	15,660	4	0	4	122											
T2M	14,614	3	0					3	114	15,744	4	0	4	123	15,943	4	0	4	125											
T3S	14,132	4	0					4	110	15,224	4	0	4	119	15,417	4	0	4	120											
T3M	14,606	4	0					4	114	15,735	4	0	4	123	15,934	4	0	4	124											
T4M	14,330	4	0					4	112	15,438	4	0	4	121	15,633	4	0	4	122											
TFTM	14,701	4	0					4	115	15,836	4	0	4	124	16,037	4	0	4	125											
TSVS	14,804	4	0					1	116	15,948	4	0	1	125	16,150	4	0	1	126											
TSS	14,679	3	0					1	115	15,814	3	0	1	124	16,014	3	0	1	125											
TSM	14,676	4	0					2	115	15,810	4	0	2	124	16,010	4	0	2	125											
TSW	14,544	4	0					3	114	15,668	4	0	3	122	15,866	4	0	3	124											
BLC	7919	3	0					3	62	8531	3	0	3	67	8639	3	0	3	67											
LCCO	5145	1	0					2	40	5543	1	0	2	43	5613	1	0	2	44											
									5139	3	0	3	40	5536	3	0	3	43	5606	3	0	3	44							



---

## FEATURES & SPECIFICATIONS

### INTENDED USE

The sleek design of the D-Series Size 0 reflects the embedded high performance LED technology. It is ideal for many commercial and municipal applications, such as parking lots, plazas, campuses, and pedestrian areas.

### CONSTRUCTION

Single-piece die-cast aluminum housing has integral heat sink fins to optimize thermal management through conductive and convective cooling. Modular design allows for ease of maintenance and future light engine upgrades. The LED driver is mounted in direct contact with the casting to promote low operating temperature and long life. Housing is completely sealed against moisture and environmental contaminants (IP65). Low EPA (0.95 ft<sup>2</sup>) for optimized pole wind loading.

### FINISH

Exterior parts are protected by a zinc-infused Super Durable TGIC thermoset powder coat finish that provides superior resistance to corrosion and weathering. A tightly controlled multi-stage process ensures a minimum 3 mils thickness for a finish that can withstand extreme climate changes without cracking or peeling. Available in both textured and non-textured finishes.

### OPTICS

Precision-molded proprietary acrylic lenses are engineered for superior area lighting distribution, uniformity, and pole spacing. Light engines are available in 3000 K, 4000 K or 5000 K (70 CRI) configurations. The D-Series Size 0 has zero uplight and qualifies as a Nighttime Friendly™ product, meaning it is consistent with the LEED® and Green Globes™ criteria for eliminating wasteful uplight.

### ELECTRICAL

Light engine(s) configurations consist of high-efficacy LEDs mounted to metal-core circuit boards to maximize heat dissipation and promote long life (up to L85/100,000 hours at 25°C). Class 1 electronic drivers are designed to have a power factor >90%, THD <20%, and an expected life of

100,000 hours with <1% failure rate. Easily serviceable 10kV surge protection device meets a minimum Category C Low operation (per ANSI/IEEE C62.41.2).

### INSTALLATION

Included mounting block and integral arm facilitate quick and easy installation. Stainless steel bolts fasten the mounting block securely to poles and walls, enabling the D-Series Size 0 to withstand up to a 3.0 G vibration load rating per ANSI C136.31. The D-Series Size 0 utilizes the AERIS™ series pole drilling pattern (template #8). Optional terminal block and NEMA photocontrol receptacle are also available.

### LISTINGS

UL Listed for wet locations. Light engines are IP66 rated; luminaire is IP65 rated. Rated for -40°C minimum ambient. U.S. Patent No. D672,492 S. International patent pending.

DesignLights Consortium® (DLC) Premium qualified product and DLC qualified product. Not all versions of this product may be DLC Premium qualified or DLC qualified. Please check the DLC Qualified Products List at [www.designlights.org/QPL](http://www.designlights.org/QPL) to confirm which versions are qualified.

### WARRANTY

5-year limited warranty. Complete warranty terms located at: [www.acuitybrands.com/CustomResources/Terms\\_and\\_conditions.aspx](http://www.acuitybrands.com/CustomResources/Terms_and_conditions.aspx)

**Note:** Actual performance may differ as a result of end-user environment and application. All values are design or typical values, measured under laboratory conditions at 25 °C. Specifications subject to change without notice.





# TYPE W1A, W1B

## D-Series Size 1 LED Wall Luminaire

Catalog Number

Notes **WALL MOUNTED AT EGRESS DOORS**

Type

Hit the Tab key or mouse over the page to see all interactive elements.



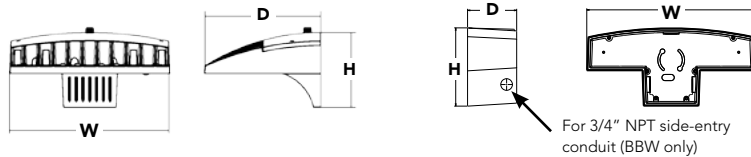
d#series

### Specifications Luminaire

<b>Width:</b>	13-3/4" (34.9 cm)	<b>Weight:</b>	12 lbs (5.4 kg)
<b>Depth:</b>	10" (25.4 cm)		
<b>Height:</b>	6-3/8" (16.2 cm)		

### Back Box (BBW, ELCW)

<b>Width:</b>	13-3/4" (34.9 cm)	<b>BBW Weight:</b>	5 lbs (2.3 kg)
<b>Depth:</b>	4" (10.2 cm)	<b>ELCW Weight:</b>	10 lbs (4.5 kg)
<b>Height:</b>	6-3/8" (16.2 cm)		



### Introduction

The D-Series Wall luminaire is a stylish, fully integrated LED solution for building-mount applications. It features a sleek, modern design and is carefully engineered to provide long-lasting, energy-efficient lighting with a variety of optical and control options for customized performance.

With an expected service life of over 20 years of nighttime use and up to 74% in energy savings over comparable 250W metal halide luminaires, the D-Series Wall is a reliable, low-maintenance lighting solution that produces sites that are exceptionally illuminated.

### Ordering Information

**EXAMPLE: DSXW1 LED 20C 1000 40K T3M MVOLT DDBTXD**

Series	LEDs	Drive Current	Color temperature	Distribution	Voltage	Mounting	Control Options
DSXW1 LED	10C 10 LEDs (one engine) 20C 20 LEDs (two engines)	350 350 mA 530 530 mA 700 700 mA 1000 1000 mA (1 A)	30K 3000 K 40K 4000 K 50K 5000 K AMBPC Amber phosphor converted	T2S Type II Short T2M Type II Medium T3S Type III Short T3M Type III Medium T4M Type IV Medium TFTM Forward Throw Medium ASYDF Asymmetric diffuse	MVOLT <sup>1</sup> 120 <sup>2</sup> 208 <sup>2</sup> 240 <sup>2</sup> 277 <sup>2</sup> 347 <sup>2,3</sup> 480 <sup>2,3</sup>	<b>Shipped included</b> (blank) Surface mounting bracket <b>BBW</b> Surface-mounted back box (for conduit entry) <sup>4</sup>	<b>Shipped installed</b> <b>PE</b> Photoelectric cell, button type <sup>5</sup> <b>DMG</b> 0-10V dimming driver (no controls; wires pulled outside fixture) <b>PIR</b> 180° motion/ambient light sensor, <15' mtg ht <sup>6</sup> <b>PIRH</b> 180° motion/ambient light sensor, 15-30' mtg ht <sup>6</sup> <b>PIR1FC3V</b> Motion/ambient sensor, 8-15' mounting height, ambient sensor enabled at 1fc <sup>6</sup> <b>PIRH1FC3V</b> Motion/ambient sensor, 15-30' mounting height, ambient sensor enabled at 1fc <sup>6</sup> <b>ELCW</b> Emergency battery backup (includes external component enclosure), non CEC compliant <sup>7,8</sup>

### Other Options

### Finish (required)

#### Shipped installed

SF	Single fuse (120, 277 or 347V) <sup>2,8</sup>
DF	Double fuse (208, 240 or 480V) <sup>2,8</sup>
HS	House-side shield <sup>9</sup>
SPD	Separate surge protection

#### Shipped separately<sup>9</sup>

BSW	Bird-deterrent spikes
WG	Wire guard
VG	Vandal guard
DDL	Diffused drop lens

DDBXD	Dark bronze	DSSXD	Sandstone
DBLXD	Black	DBTDXD	Textured dark bronze
DNAXD	Natural aluminum	DBLBXD	Textured black
DWHXD	White	DNATXD	Textured natural aluminum

DWHGXD	Textured white
DSSTXD	Textured sandstone

### Accessories

Ordered and shipped separately.

DSXWHS U	House-side shield (one per light engine)
DSXWBSW U	Bird-deterrent spikes
DSXW1WG U	Wire guard accessory
DSXW1VG U	Vandal guard accessory

### NOTES

- MVOLT driver operates on any line voltage from 120-277V (50/60 Hz).
- Single fuse (SF) requires 120, 277 or 347 voltage option. Double fuse (DF) requires 208, 240 or 480 voltage option.
- Only available with 20C, 700mA or 1000mA. Not available with PIR or PIRH.
- Back box ships installed on fixture. Cannot be field installed. Cannot be ordered as an accessory.
- Photocontrol (PE) requires 120, 208, 240, 277 or 347 voltage option. Not available with motion/ambient light sensors (PIR or PIRH).
- Reference Motion Sensor table on page 3.
- Cold weather (-20C) rated. Not compatible with conduit entry applications. Not available with BBW mounting option. Not available with 347 or 480 voltage options. Emergency components located in back box housing. Emergency mode IES files located on product page at [www.lithonia.com](http://www.lithonia.com)
- Not available with ELCW.
- Also available as a separate accessory; see Accessories information.





# Performance Data

## Lumen Output

Lumen values are from photometric tests performed in accordance with IESNA LM-79-08. Data is considered to be representative of the configurations shown, within the tolerances allowed by Lighting Facts. Contact factory for performance data on any configurations not shown here.

LEDs	Drive Current (mA)	System Watts	Dist. Type	30K (3000 K, 70CRI)					40K (4000 K, 70CRI)					50K (5000 K, 70CRI)					AMBPC (Amber Phosphor Converted)				
				Lumens	B	U	G	LPW	Lumens	B	U	G	LPW	Lumens	B	U	G	LPW	Lumens	B	U	G	LPW
(10 LEDs)	350mA	13W	T2S	1,415	0	0	1	109	1,520	0	0	1	117	1,530	0	0	1	118	894	0	0	1	69
			T2M	1,349	0	0	1	104	1,448	0	0	1	111	1,458	0	0	1	112	852	0	0	1	66
			T3S	1,399	0	0	1	108	1,503	0	0	1	116	1,512	0	0	1	116	884	0	0	1	68
			T3M	1,385	0	0	1	107	1,488	0	0	1	114	1,497	0	0	1	115	876	0	0	1	67
			T4M	1,357	0	0	1	104	1,458	0	0	1	112	1,467	0	0	1	113	858	0	0	1	66
			TFTM	1,411	0	0	1	109	1,515	0	0	1	117	1,525	0	0	1	117	892	0	0	1	69
	530 mA	19W	ASYDF	1,262	1	0	1	97	1,354	1	0	1	104	1,363	1	0	1	105	797	0	0	1	61
			T2S	2,053	1	0	1	108	2,205	1	0	1	116	2,220	1	0	1	117	1,264	0	0	1	67
			T2M	1,957	1	0	1	103	2,102	1	0	1	111	2,115	1	0	1	111	1,205	0	0	1	63
			T3S	2,031	1	0	1	107	2,181	1	0	1	115	2,194	1	0	1	115	1,250	0	0	1	66
			T3M	2,010	1	0	1	106	2,159	1	0	1	114	2,172	1	0	1	114	1,237	0	0	1	65
			T4M	1,970	1	0	1	104	2,115	1	0	1	111	2,129	1	0	1	112	1,212	0	0	1	64
	700 mA	26W	TFTM	2,047	0	0	1	108	2,198	1	0	1	116	2,212	1	0	1	116	1,260	0	0	1	66
			ASYDF	1,831	1	0	1	96	1,966	1	0	1	103	1,978	1	0	1	104	1,127	0	0	1	59
			T2S	2,623	1	0	1	101	2,816	1	0	1	108	2,834	1	0	1	109	1,544	0	0	1	59
			T2M	2,499	1	0	1	96	2,684	1	0	1	103	2,701	1	0	1	104	1,472	0	0	1	57
			T3S	2,593	1	0	1	100	2,785	1	0	1	107	2,802	1	0	1	108	1,527	0	0	1	59
			T3M	2,567	1	0	1	99	2,757	1	0	1	106	2,774	1	0	1	107	1,512	0	0	1	58
	1000 mA	39W	T4M	2,515	1	0	1	97	2,701	1	0	1	104	2,718	1	0	1	105	1,481	0	0	1	57
			TFTM	2,614	1	0	1	101	2,808	1	0	1	108	2,825	1	0	1	109	1,539	0	0	1	59
			ASYDF	2,337	1	0	1	90	2,510	1	0	1	97	2,525	1	0	1	97	1,376	1	0	1	53
			T2S	3,685	1	0	1	94	3,957	1	0	1	101	3,982	1	0	1	102	2,235	1	0	1	57
			T2M	3,512	1	0	1	90	3,771	1	0	1	97	3,794	1	0	1	97	2,130	1	0	1	55
			T3S	3,644	1	0	1	93	3,913	1	0	1	100	3,938	1	0	1	101	2,210	1	0	1	57
(20 LEDs)	350mA	23W	T3M	3,607	1	0	1	92	3,873	1	0	1	99	3,898	1	0	1	100	2,187	1	0	1	56
			T4M	3,534	1	0	2	91	3,796	1	0	2	97	3,819	1	0	2	98	2,143	1	0	1	55
			TFTM	3,673	1	0	1	94	3,945	1	0	1	101	3,969	1	0	1	102	2,228	1	0	1	57
			ASYDF	3,284	1	0	2	84	3,527	1	0	2	90	3,549	1	0	2	91	1,992	1	0	1	51
			T2S	2,820	1	0	1	123	3,028	1	0	1	132	3,047	1	0	1	132	1,777	1	0	1	77
			T2M	2,688	1	0	1	117	2,886	1	0	1	125	2,904	1	0	1	126	1,693	1	0	1	74
	530 mA	35W	T3S	2,789	1	0	1	121	2,994	1	0	1	130	3,014	1	0	1	131	1,757	0	0	1	76
			T3M	2,760	1	0	1	120	2,965	1	0	1	129	2,983	1	0	1	130	1,739	1	0	1	76
			T4M	2,704	1	0	1	118	2,905	1	0	1	126	2,922	1	0	1	127	1,704	1	0	1	74
			TFTM	2,811	1	0	1	122	3,019	1	0	1	131	3,038	1	0	1	132	1,771	0	0	1	77
			ASYDF	2,514	1	0	1	109	2,699	1	0	1	117	2,716	1	0	1	118	1,584	1	0	1	69
			T2S	4,079	1	0	1	117	4,380	1	0	1	125	4,407	1	0	1	126	2,504	1	0	1	72
	700 mA	46W	T2M	3,887	1	0	1	111	4,174	1	0	1	119	4,201	1	0	1	120	2,387	1	0	1	68
			T3S	4,033	1	0	1	115	4,331	1	0	1	124	4,359	1	0	1	125	2,477	1	0	1	71
			T3M	3,993	1	0	2	114	4,288	1	0	2	123	4,315	1	0	2	123	2,451	1	0	1	70
			T4M	3,912	1	0	2	112	4,201	1	0	2	120	4,227	1	0	2	121	2,402	1	0	1	69
			TFTM	4,066	1	0	2	116	4,366	1	0	2	125	4,394	1	0	2	126	2,496	1	0	1	71
			ASYDF	3,636	1	0	2	104	3,904	1	0	2	112	3,928	1	0	2	112	2,232	1	0	1	64
	1000 mA	73W	T2S	5,188	1	0	1	113	5,572	1	0	1	121	5,607	1	0	1	122	3,065	1	0	1	67
			T2M	4,945	1	0	2	108	5,309	1	0	2	115	5,343	1	0	2	116	2,921	1	0	1	64
			T3S	5,131	1	0	2	112	5,510	1	0	2	120	5,544	1	0	2	121	3,031	1	0	1	66
			T3M	5,078	1	0	2	110	5,454	1	0	2	119	5,487	1	0	2	119	3,000	1	0	1	65
			T4M	4,975	1	0	2	108	5,343	1	0	2	116	5,376	1	0	2	117	2,939	1	0	1	64
			TFTM	5,172	1	0	2	112	5,554	1	0	2	121	5,589	1	0	2	122	3,055	1	0	1	66
1000 mA	73W	ASYDF	4,624	1	0	2	101	4,965	1	0	2	108	4,996	1	0	2	109	2,732	1	0	1	59	
		T2S	7,204	1	0	2	99	7,736	2	0	2	106	7,784	2	0	2	107	4,429	1	0	1	61	
		T2M	6,865	1	0	2	94	7,373	2	0	2	101	7,419	2	0	2	102	4,221	1	0	1	58	
		T3S	7,125	1	0	2	98	7,651	1	0	2	105	7,698	1	0	2	105	4,380	1	0	1	60	
		T3M	7,052	1	0	2	97	7,573	2	0	2	104	7,620	2	0	2	104	4,335	1	0	2	59	
		T4M	6,909	1	0	2	95	7,420	1	0	2	102	7,466	1	0	2	102	4,248	1	0	2	58	
1000 mA	73W	TFTM	7,182	1	0	2	98	7,712	1	0	2	106	7,761	1	0	2	106	4,415	1	0	2	60	
		ASYDF	6,421	2	0	2	88	6,896	2	0	3	94	6,938	2	0	3	95	3,947	1	0	2	54	

## Performance Data

### Lumen Ambient Temperature (LAT) Multipliers

Use these factors to determine relative lumen output for average ambient temperatures from 0-40°C (32-104°F).

Ambient		Lumen Multiplier
0°C	32°F	1.02
10°C	50°F	1.01
20°C	68°F	1.00
25°C	77°F	1.00
30°C	86°F	1.00
40°C	104°F	0.98

### Projected LED Lumen Maintenance

Data references the extrapolated performance projections for the DSXW1 LED 20C 1000 platform in a 25°C ambient, based on 10,000 hours of LED testing (tested per IESNA LM-80-08 and projected per IESNA TM-21-11).

To calculate LLF, use the lumen maintenance factor that corresponds to the desired number of operating hours below. For other lumen maintenance values, contact factory.

Operating Hours	0	25,000	50,000	100,000
Lumen Maintenance Factor	1.0	0.95	0.93	0.88

### Electrical Load

LEDs	Drive Current (mA)	System Watts	Current (A)					
			120V	208V	240V	277V	347V	480V
10C	350	14 W	0.13	0.07	0.06	0.06	-	-
	530	20 W	0.19	0.11	0.09	0.08	-	-
	700	27 W	0.25	0.14	0.13	0.11	-	-
	1000	40 W	0.37	0.21	0.19	0.16	-	-
20C	350	24 W	0.23	0.13	0.12	0.10	-	-
	530	36 W	0.33	0.19	0.17	0.14	-	-
	700	47 W	0.44	0.25	0.22	0.19	0.15	0.11
	1000	74 W	0.69	0.40	0.35	0.30	0.23	0.17

### Motion Sensor Default Settings

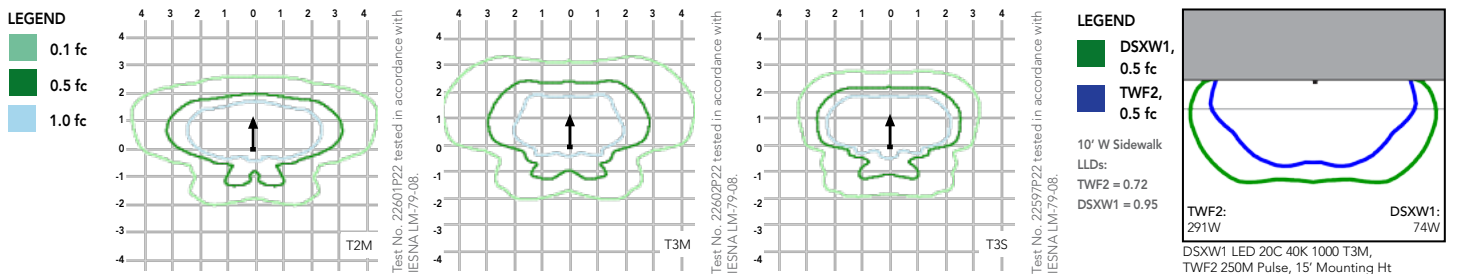
Option	Dimmed State	High Level (when triggered)	Photocell Operation	Dwell Time	Ramp-up Time	Ramp-down Time
*PIR or PIRH	3V (37%) Output	10V (100%) Output	Enabled @ 5FC	5 min	3 sec	5 min
PIR1FC3V or PIRH1FC3V	3V (37%) Output	10V (100%) Output	Enabled @ 1FC	5 min	3 sec	5 min

\*for use with Inline Dusk to Dawn or timer

## Photometric Diagrams

To see complete photometric reports or download .ies files for this product, visit Lithonia Lighting's [D-Series Wall Size 1 homepage](#).

Isofootcandle plots for the DSXW1 LED 20C 1000 40K. Distances are in units of mounting height (15').



## Options and Accessories



## FEATURES & SPECIFICATIONS

### INTENDED USE

The energy savings, long life and easy-to-install design of the D-Series Wall Size 1 make it the smart choice for building-mounted doorway and pathway illumination for nearly any facility.

### CONSTRUCTION

Two-piece die-cast aluminum housing has integral heat sink fins to optimize thermal management through conductive and convective cooling. Modular design allows for ease of maintenance. The LED driver is mounted to the door to thermally isolate it from the light engines for low operating temperature and long life. Housing is completely sealed against moisture and environmental contaminants (IP65).

### FINISH

Exterior parts are protected by a zinc-infused Super Durable TGIC thermoset powder coat finish that provides superior resistance to corrosion and weathering. A tightly controlled multi-stage process ensures a minimum 3 mils thickness for a finish that can withstand extreme climate changes without cracking or peeling. Available in textured and non-textured finishes.

### OPTICS

Precision-molded proprietary acrylic lenses provide multiple photometric distributions tailored specifically to building mounted applications. Light engines are available in 3000 K (70 min. CRI), 4000 K (70 min. CRI) or 5000 K (70 min. CRI) configurations.

### ELECTRICAL

Light engine(s) consist of 10 high-efficacy LEDs mounted to a metal-core circuit board to maximize heat dissipation and promote long life (L88/100,000 hrs at 25°C). Class 1 electronic drivers have a

power factor >90%, THD <20%, and a minimum 2.5KV surge rating. When ordering the SPD option, a separate surge protection device is installed within the luminaire which meets a minimum Category C Low (per ANSI/IEEE C62.41.2).

### INSTALLATION

Included universal mounting bracket attaches securely to any 4" round or square outlet box for quick and easy installation. Luminaire has a slotted gasket wireway and attaches to the mounting bracket via corrosion-resistant screws.

### LISTINGS

CSA certified to U.S. and Canadian standards. Rated for -40°C minimum ambient.

DesignLights Consortium® (DLC) qualified product. Not all versions of this product may be DLC qualified. Please check the DLC Qualified Products List at [www.designlights.org](http://www.designlights.org) to confirm which versions are qualified.

### WARRANTY

Five-year limited warranty. Complete warranty terms located at [www.acuitybrands.com/CustomerResources/Terms\\_and\\_conditions.aspx](http://www.acuitybrands.com/CustomerResources/Terms_and_conditions.aspx).

**Note:** Actual performance may differ as a result of end-user environment and application. All values are design or typical values, measured under laboratory conditions at 25 °C. Specifications subject to change without notice.





# TYPE W2A

## D-Series Size 2

### LED Wall Luminaire



d<sup>series</sup>



Catalog Number	
Notes	<b>BUILDING MOUNTED WALL PACKS</b>
Type	

Hit the Tab key or mouse over the page to see all interactive elements.

### A+ Capable Luminaire

This item is an A+ capable luminaire, which has been designed and tested to provide consistent color appearance and system-level interoperability.

- All configurations of this luminaire meet the Acuity Brands' specification for chromatic consistency
- This luminaire is A+ Certified when ordered with DTL<sup>®</sup> controls marked by a **shaded background**. DTL DLL equipped luminaires meet the A+ specification for luminaire to photocontrol interoperability<sup>1</sup>
- This luminaire is part of an A+ Certified solution for ROAM<sup>®</sup> or XPoint<sup>™</sup> Wireless control networks, providing out-of-the-box control compatibility with simple commissioning, when ordered with drivers and control options marked by a **shaded background**<sup>1</sup>

To learn more about A+, visit [www.acuitybrands.com/aplus](http://www.acuitybrands.com/aplus).

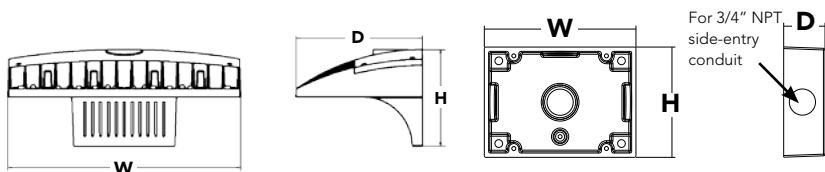
1. See ordering tree for details.
2. A+ Certified Solutions for ROAM require the order of one ROAM node per luminaire. Sold Separately: [Link to Roam](#); [Link to DTL DLL](#)

### Specifications Luminaire

<b>Width:</b>	18-1/2" (47.0 cm)	<b>Weight:</b>	21 lbs (9.5 kg)
<b>Depth:</b>	10" (25.4 cm)		
<b>Height:</b>	7-5/8" (19.4 cm)		

### Back Box (BBW)

<b>Width:</b>	5-1/2" (14.0 cm)	<b>BBW Weight:</b>	1 lbs (0.5 kg)
<b>Depth:</b>	1-1/2" (3.8 cm)		
<b>Height:</b>	4" (10.2 cm)		



A+ Capable options indicated by this color background.

### Ordering Information

**EXAMPLE: DSXW2 LED 30C 700 40K T3M MVOLT DDBTXD**

Series	LEDs	Drive Current	Color temperature	Distribution	Voltage	Mounting	Control Options
DSXW2 LED							
	20C 20 LEDs (two engines)	350 350 mA	30K 3000 K	T2S Type II Short	MVOLT <sup>3</sup>	<b>Shipped included</b>	<b>Shipped installed</b>
		530 530 mA	40K 4000 K	T2M Type II Medium	120 <sup>4</sup>	(blank) Surface mounting bracket	PE Photoelectric cell, button type <sup>7</sup>
	30C 30 LEDs (three engines)	700 700 mA	50K 5000 K	T3S Type III Short	208 <sup>4</sup>		PER NEMA twist-lock receptacle only (control ordered separate) <sup>8</sup>
		1000 1000 mA <sup>1</sup> (1 A)	AMBPC Amber phosphor converted <sup>2</sup>	T3M Type III Medium	240 <sup>4</sup>		PER5 Five-wire receptacle only (control ordered separate) <sup>8,9</sup>
				T4M Type IV Medium	277 <sup>4</sup>	<b>Shipped separately<sup>6</sup></b>	PER7 Seven-wire receptacle only (control ordered separate) <sup>8,9</sup>
				TFTM Forward Throw Medium	347 <sup>4,5</sup>	BBW Surface-mounted back box (for conduit entry)	DMG 0-10V dimming driver (control ordered separate)
				ASYDF Asymmetric diffuse	480 <sup>4,5</sup>		PIR 180° motion/ambient light sensor, <15' mtg ht <sup>10,11</sup>
							PIRH 180° motion/ambient light sensor, 15-30' mtg ht <sup>10,11</sup>
							PIR1FC3V Motion/ambient sensor, 8-15' mounting height, ambient sensor enabled at 1fc <sup>11,12</sup>
							PIRH1FC3V Motion/ambient sensor, 15-30' mounting height, ambient sensor enabled at 1fc <sup>11,12</sup>

### Other Options

### Finish (required)

<b>Shipped installed</b>	<b>Shipped separately<sup>13</sup></b>	DDBXD Dark bronze	DSSXD Sandstone	DWHGXD Textured white
SF Single fuse (120, 277, 347V) <sup>3</sup>	BSW Bird-deterrent spikes	DBLXD Black	DDBTXD Textured dark bronze	DSSTXD Textured sandstone
DF Double fuse (208, 240, 480V) <sup>3</sup>	WG Wire guard	DNAXD Natural aluminum	DBLBXD Textured black	
HS House-side shield <sup>4</sup>	VG Vandal guard	DWHXD White	DNATXD Textured natural aluminum	
SPD Separate surge protection <sup>13</sup>				



## Ordering Information

### Accessories

Ordered and shipped separately.

DLL127F 1.5 JU	Photozell - SSL twist-lock (120-277V) <sup>14</sup>
DLL347F 1.5 CUL JU	Photozell - SSL twist-lock (347V) <sup>14</sup>
DLL480F 1.5 CUL JU	Photozell - SSL twist-lock (480V) <sup>14</sup>
DSHORT SBK U	Shorting cap (Included when ordering PER, PERS or PER7) <sup>14</sup>
DSXWHS U	House-side shield (one per light engine)
DSXWBSW U	Bird-deterrent spikes
DSXW2WG U	Wire guard accessory
DSXW2VG U	Vandal guard accessory
DSXW2BBW DB8XD U	Back box accessory (specify finish)

For more control options, visit [DTL](#) and [ROAM](#) online.

### NOTES

- 1000mA is not available with AMBPC.
- AMBPC is not available with 1000mA.
- MVOLT driver operates on any line voltage from 120-277V (50/60 Hz).
- Single fuse (SF) requires 120, 277 or 347 voltage option. Double fuse (DF) requires 208, 240 or 480 voltage option.
- Available with 30 LED/700mA options only (DSXW2 LED 30C 700). DMG option not available.
- Also available as a separate accessory; see Accessories information.
- Photocontrol (PE) requires 120, 208, 240, 277 or 347 voltage option. Not available with motion/ambient light sensors (PIR or PIRH).
- Photozell ordered and shipped as a separate line item from Acuity Brands Controls. See accessories. Shorting Cap included.
- If ROAM® node required, it must be ordered and shipped as a separate line item from Acuity Brands Controls. Shorting Cap included.
- Reference Motion Sensor table on page 3.
- Reference PER Table on page 3 for functionality.
- PIR and PIR1FC3V specify the [SensorSwitch SBGR-10-ODP](#) control; PIRH and PIRH1FC3V specify the [SensorSwitch SBGR-6-ODP](#) control; see [Motion Sensor Guide](#) for details. Dimming driver standard. Not available with PER5 or PER7. Separate on/off required.
- See the electrical section on page 2 for more details.
- Requires luminaire to be specified with PER option. Ordered and shipped as a separate line item. See PER Table.

## Performance Data

### Lumen Output

Lumen values are from photometric tests performed in accordance with IESNA LM-79-08. Data is considered to be representative of the configurations shown, within the tolerances allowed by Lighting Facts. Contact factory for performance data on any configurations not shown here.

LEDs	Drive Current (mA)	System Watts	Dist. Type	30K					40K					50K				
				Lumens	B	U	G	LPW	Lumens	B	U	G	LPW	Lumens	B	U	G	LPW
(20 LEDs)	350 mA	25W	T2S	2,783	1	0	1	111	2,989	1	0	1	120	3,008	1	0	1	120
			T2M	2,709	1	0	1	108	2,908	1	0	1	116	2,926	1	0	1	117
			T3S	2,748	1	0	1	110	2,951	1	0	1	118	2,969	1	0	1	119
			T3M	2,793	1	0	1	112	2,999	1	0	1	120	3,018	1	0	1	121
			T4M	2,756	1	0	1	110	2,959	1	0	1	118	2,977	1	0	1	119
			TFTM	2,753	1	0	1	110	2,956	1	0	1	118	2,975	1	0	1	119
	530 mA	36W	T2S	4,030	1	0	1	112	4,327	1	0	1	120	4,354	1	0	1	121
			T2M	3,920	1	0	1	109	4,210	1	0	1	117	4,236	1	0	1	118
			T3S	3,978	1	0	1	111	4,272	1	0	1	119	4,299	1	0	1	119
			T3M	4,044	1	0	2	112	4,343	1	0	2	121	4,370	1	0	2	121
			T4M	3,990	1	0	1	111	4,284	1	0	1	119	4,310	1	0	1	120
			TFTM	3,987	1	0	1	111	4,281	1	0	1	119	4,308	1	0	1	120
	700 mA	47W	T2S	5,130	1	0	1	109	5,509	1	0	1	117	5,544	1	0	1	118
			T2M	4,991	1	0	2	106	5,360	1	0	2	114	5,393	1	0	2	115
			T3S	5,066	1	0	1	108	5,440	1	0	1	116	5,474	1	0	1	116
			T3M	5,148	1	0	2	110	5,529	1	0	2	118	5,563	1	0	2	118
			T4M	5,080	1	0	2	108	5,455	1	0	2	116	5,488	1	0	2	117
			TFTM	5,075	1	0	2	108	5,450	1	0	2	116	5,484	1	0	2	117
	1000 mA	73W	T2S	7,147	2	0	2	98	7,675	2	0	2	105					
			T2M	6,954	2	0	2	95	7,467	2	0	2	102					
			T3S	7,057	1	0	2	97	7,579	1	0	2	104					
			T3M	7,172	2	0	3	98	7,702	2	0	3	106					
			T4M	7,076	1	0	2	97	7,599	1	0	2	104					
			TFTM	7,071	1	0	2	97	7,594	1	0	2	104					
(30 LEDs)	350 mA	36W	T2S	4,160	1	0	1	116	4,467	1	0	1	124	4,494	1	0	1	125
			T2M	4,048	1	0	1	112	4,346	1	0	2	121	4,373	1	0	2	121
			T3S	4,108	1	0	1	114	4,411	1	0	1	123	4,438	1	0	1	123
			T3M	4,174	1	0	2	116	4,483	1	0	2	125	4,510	1	0	2	125
			T4M	4,119	1	0	1	114	4,423	1	0	2	123	4,450	1	0	2	124
			TFTM	4,115	1	0	1	114	4,419	1	0	1	123	4,446	1	0	1	124
	530 mA	54W	T2S	6,001	1	0	1	111	6,444	1	0	1	119	6,484	1	0	1	120
			T2M	5,838	1	0	2	108	6,270	2	0	2	116	6,308	2	0	2	117
			T3S	5,926	1	0	2	110	6,364	1	0	2	118	6,403	1	0	2	119
			T3M	6,023	1	0	2	112	6,467	1	0	2	120	6,507	1	0	2	121
			T4M	5,942	1	0	2	110	6,380	1	0	2	118	6,420	1	0	2	119
			TFTM	5,937	1	0	2	110	6,376	1	0	2	118	6,415	1	0	2	119
	700 mA	71W	T2S	7,403	2	0	2	104	8,170	2	0	2	115	8,221	2	0	2	116
			T2M	7,609	2	0	2	107	7,949	2	0	2	112	7,998	2	0	2	113
			T3S	7,513	1	0	2	106	8,068	1	0	2	114	8,118	1	0	2	114
			T3M	7,635	2	0	3	108	8,199	2	0	3	115	8,250	2	0	3	116
			T4M	7,534	1	0	2	106	8,089	1	0	2	114	8,140	1	0	2	115
			TFTM	7,527	1	0	2	106	8,082	2	0	2	114	8,134	2	0	2	115
	1000 mA	109W	T2S	10,468	2	0	2	96	11,241	2	0	2	103					
			T2M	10,184	2	0	3	93	10,936	2	0	3	100					
			T3S	10,335	2	0	2	95	11,099	2	0	2	102					
			T3M	10,505	2	0	3	96	11,280	2	0	3	103					
			T4M	10,365	2	0	2	95	11,129	2	0	2	102					
			TFTM	10,356	2	0	2	95	11,121	2	0	3	102					

### Note:

Available with phosphor-converted amber LED's (nomenclature AMBPC). These LED's produce light with 97+% >530 nm. Output can be calculated by applying a 0.7 factor to 4000 K lumen values and photometric files.





## Performance Data

### Lumen Ambient Temperature (LAT) Multipliers

Use these factors to determine relative lumen output for average ambient temperatures from 0-40°C (32-104°F).

Ambient		Lumen Multiplier
0°C	32°F	1.02
10°C	50°F	1.01
20°C	68°F	1.00
<b>25°C</b>	<b>77°F</b>	<b>1.00</b>
30°C	86°F	1.00
40°C	104°F	0.98

### Electrical Load

LEDs	Drive Current (mA)	System Watts	Current (A)					
			120V	208V	240V	277V	347V	480V
20C	350	25 W	0.23	0.13	0.12	0.10	-	-
	530	36 W	0.33	0.19	0.17	0.14	-	-
	700	47 W	0.44	0.25	0.22	0.19	-	-
	1000	74 W	0.68	0.39	0.34	0.29	-	-
30C	350	36 W	0.33	0.19	0.17	0.14	-	-
	530	54 W	0.50	0.29	0.25	0.22	-	-
	700	71 W	0.66	0.38	0.33	0.28	0.23	0.16
	1000	109 W	1.01	0.58	0.50	0.44	-	-

### Projected LED Lumen Maintenance

Data references the extrapolated performance projections for the **DSXW2 LED 30C 1000** platform in a **25°C ambient**, based on 10,000 hours of LED testing (tested per IESNA LM-80-08 and projected per IESNA TM-21-11).

To calculate LLF, use the lumen maintenance factor that corresponds to the desired number of operating hours below. For other lumen maintenance values, contact factory.

Operating Hours	0	25,000	50,000	100,000
Lumen Maintenance Factor	1.0	0.95	0.92	0.87

### Motion Sensor Default Settings

Option	Dimmed State	High Level (when triggered)	Photocell Operation	Dwell Time	Ramp-up Time	Ramp-down Time
*PIR or PIRH	3V (37%) Output	10V (100%) Output	Enabled @ 5FC	5 min	3 sec	5 min
PIR1FC3V or PIRH1FC3V	3V (37%) Output	10V (100%) Output	Enabled @ 1FC	5 min	3 sec	5 min

\*for use with Inline Dusk to Dawn or timer

### PER Table

Control	PER (3 wire)	PER5 (5 wire)		PER7 (7 wire)		
			Wire 4/Wire5		Wire 4/Wire5	Wire 6/Wire7
Photocontrol Only (On/Off)	✓	⚠	Wired to dimming leads on driver	⚠	Wired to dimming leads on driver	Wires Capped inside fixture
ROAM	⊘	✓	Wired to dimming leads on driver	⚠	Wired to dimming leads on driver	Wires Capped inside fixture
ROAM with Motion	⊘	⚠	Wired to dimming leads on driver	⚠	Wired to dimming leads on driver	Wires Capped inside fixture
Futureproof*	⊘	⚠	Wired to dimming leads on driver	✓	Wired to dimming leads on driver	Wires Capped inside fixture
Futureproof* with Motion	⊘	⚠	Wired to dimming leads on driver	✓	Wired to dimming leads on driver	Wires Capped inside fixture

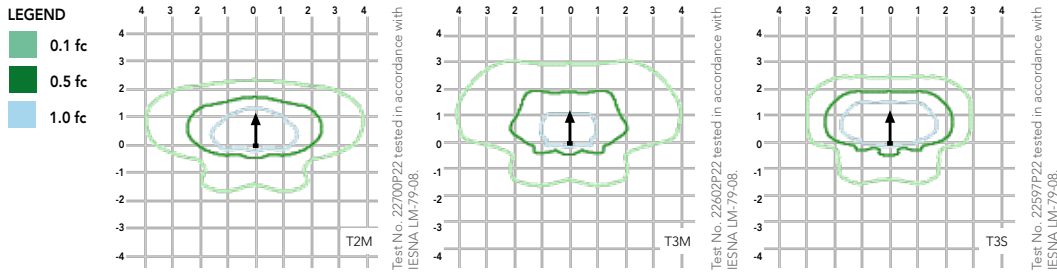
✓ Recommended

⊘ Will not work

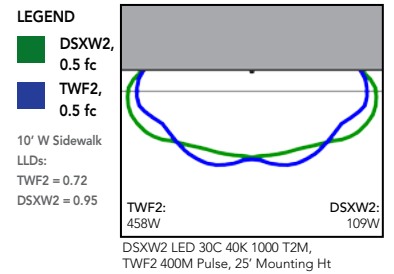
⚠ Alternate

\*Futureproof means: Ability to change controls in the future.

Isofootcandle plots for the DSXW2 LED 30C 1000 40K. Distances are in units of mounting height (25').



Distribution overlay comparison to 400W metal halide.



## FEATURES & SPECIFICATIONS

### INTENDED USE

The energy savings, long life and easy-to-install design of the D-Series Wall Size 2 make it the smart choice for building-mounted doorway and pathway illumination for nearly any facility.

### CONSTRUCTION

Two-piece die-cast aluminum housing has integral heat sink fins to optimize thermal management through conductive and convective cooling. Modular design allows for ease of maintenance. The LED driver is mounted to the door to thermally isolate it from the light engines for low operating temperature and long life. Housing is completely sealed against moisture and environmental contaminants (IP65).

### FINISH

Exterior parts are protected by a zinc-infused Super Durable TGIC thermoset powder coat finish that provides superior resistance to corrosion and weathering. A tightly controlled multi-stage process ensures a minimum 3 mils thickness for a finish that can withstand extreme climate changes without cracking or peeling. Available in textured and non-textured finishes.

### OPTICS

Precision-molded proprietary acrylic lenses provide multiple photometric distributions tailored specifically to building mounted applications. Light engines are available in 3000 K (70 min. CRI), 4000 K (70 min. CRI) or 5000 K (70 min. CRI) configurations.

### ELECTRICAL

Light engine(s) consist of 10 high-efficacy LEDs mounted to a metal-core circuit board to maximize heat dissipation and promote long life (L87/100,000 hrs at 25°C). Class 1 electronic drivers have a power factor >90%, THD <20%, and a minimum 2.5KV surge rating. When ordering the SPD option, a separate surge protection device is installed within the luminaire which meets a minimum Category C Low (per ANSI/IEEE C62.41.2).

### INSTALLATION

Included universal mounting bracket attaches securely to any 4" round or square outlet box for quick and easy installation. Luminaire has a slotted gasket wireway and attaches to the mounting bracket via corrosion-resistant screws.

### LISTINGS

CSA certified to U.S. and Canadian standards. Rated for -40°C minimum ambient.

DesignLights Consortium® (DLC) qualified product. Not all versions of this product may be DLC qualified. Please check the DLC Qualified Products List at [www.designlights.org](http://www.designlights.org) to confirm which versions are qualified.

### WARRANTY

Five-year limited warranty. Complete warranty terms located at [www.acuitybrands.com/CustomerResources/Terms\\_and\\_conditions.aspx](http://www.acuitybrands.com/CustomerResources/Terms_and_conditions.aspx).

**Note:** Actual performance may differ as a result of end-user environment and application. All values are design or typical values, measured under laboratory conditions at 25 °C. Specifications subject to change without notice.